

**UNHCR Jordan**  
**Summary: Iraqi Adults Education and Occupation**  
Data Analysis Group -17 May 2009 - Tracking Code PRG0003



**I. Headlines**

1. Iraqis registered with UNHCR in Jordan are well-educated and professional, as 35% have a university or post-university level degree and 38% were professionals.
2. There are three times as many professional Iraqis registered with UNHCR in Jordan than there are manual labourers.

**II. Iraqi Adults Registered with UNHCR Jordan: Education Level**

3. 59.4% of Iraqi adults (21,935) have at least a high school diploma.
4. Of this, 35.0% (12,923) have a university or post-university level degree.
5. 33% (12,202) had some schooling but did not finish high school.
6. 7.6% (2,786) have informal education, no education or none listed.

**III. Iraqi Adults Registered with UNHCR Jordan: Occupation<sup>1</sup>**

7. Out of 36,923 Iraqi adults,<sup>2</sup> 38.4% (14,169) were salaried professionals or educated workers.
8. 19.4% (7,168) are housewives (including about a dozen househusbands).
9. 13.1% (4,826) of Iraqi adults are students.
10. 12.8% (4,712) of Iraqi adults are manual laborers.
11. 11.8% (4,345) of Iraqi adults have occupation listed as unknown.
12. 4.6% (1,703) of Iraqi adults stated they had no occupation.
13. The largest categories of professional employment were business, industry and supply (2,724 or 20%); education (2,168 or 15%); medical, hospital, dental and public health (1,462 or 10%); engineering and architecture (1,397 or 10%); and general administration, clerical, and office services (1,352 or 10%).

**IV. Comparison of Educated Iraqis and Americans**

14. Out of the adult population in the U.S., over 86% have completed high school, compared with 59% of Iraqis registered with UNHCR Jordan. However, 35% of Iraqi adults, compared to only 29% of American adults, have a university or post-university level degree.<sup>3</sup>

---

<sup>1</sup> There are 258 occupations listed in UNHCR's registration information system (proGres). For this report, the UNHCR Jordan Data Analysis Group categorized those occupations according to U.S. federal occupation groups.

<sup>2</sup> Out of 52,142 Iraqis registered with UNHCR, 36,923 are above 18 years of age.

<sup>3</sup> The data on American education levels is from a 2007 census by the U.S. Census Bureau, and is for adults 25 and older.

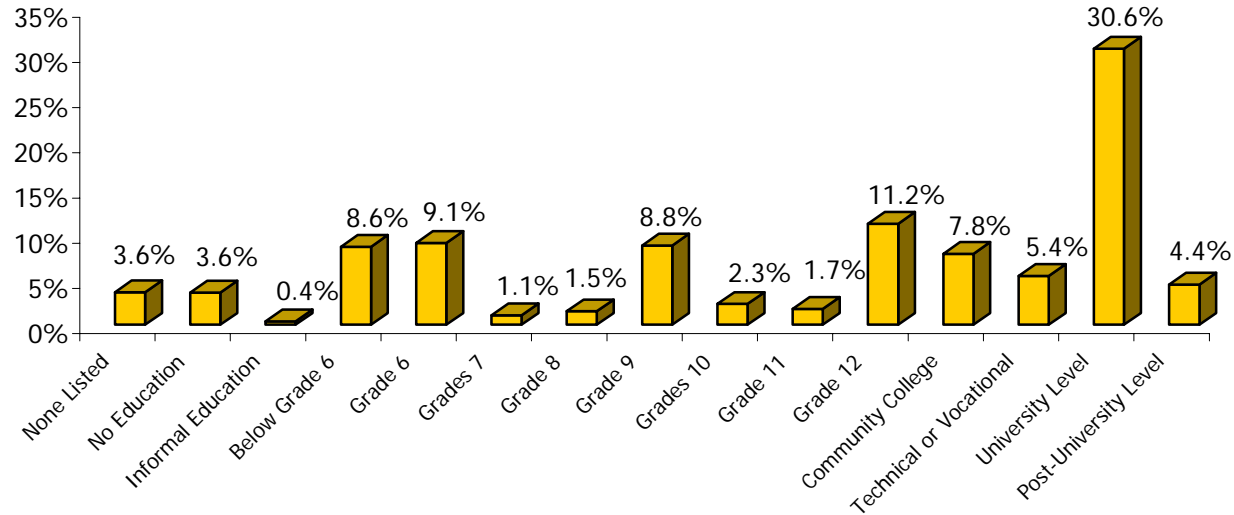
# UNHCR Jordan - Iraqi Adults Education and Occupation

Education and Occupation Breakdown of Iraqis above 18 Years of Age Registered with UNHCR Jordan - Total: 36,923

- Iraqi adults registered with UNHCR in Jordan are well-educated and professional, as 35% have a university or higher-level degree and 38% were professionals.
- There are three times as many professional Iraqis as there are manual labourers.

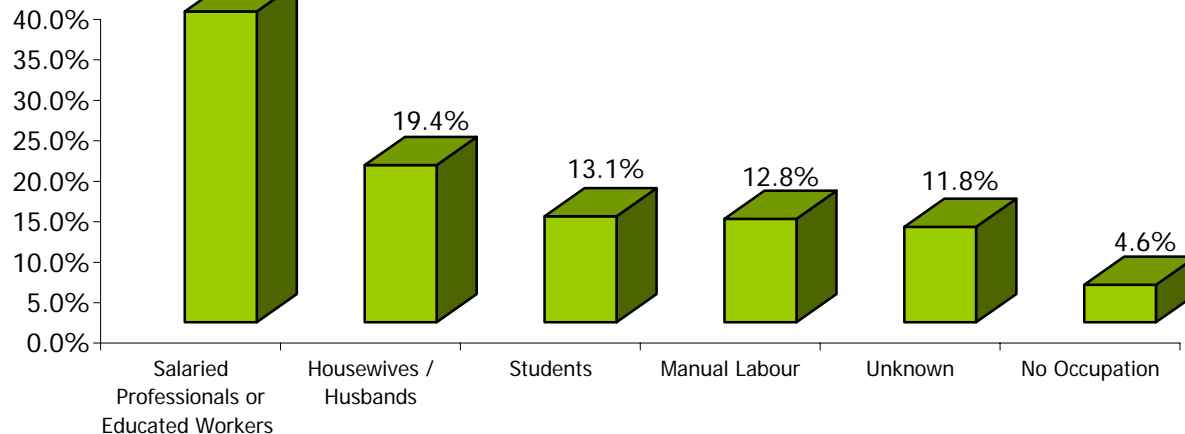
Iraqi Adults Registered with UNHCR Jordan: Education Level

- **59.4%** of Iraqi adults in Jordan registered with UNHCR have at least a **high school diploma**.
- Of this, **35%** have a **university or post-university degree**.
- **33%** had **some schooling** but did not finish high school.
- **7.6%** have **informal education, no education or none listed**.



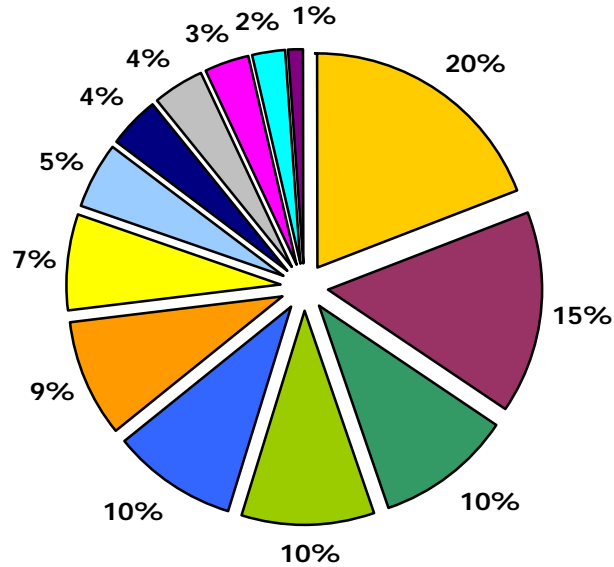
Iraqi Adults Registered with UNHCR Jordan: Occupation

- **38.4%** of Iraqi adults in Jordan registered with UNHCR were salaried **professionals** or educated workers.
- **19.4%** of Iraqi adults are **housewives/husbands**.
- **13.1%** of Iraqi adults are **students**.
- **12.8%** of Iraqi adults are **manual labourers**.
- **11.8%** of Iraqi adults **did not state their occupation**.
- **4.6%** of Iraqi adults have **no occupation** listed.



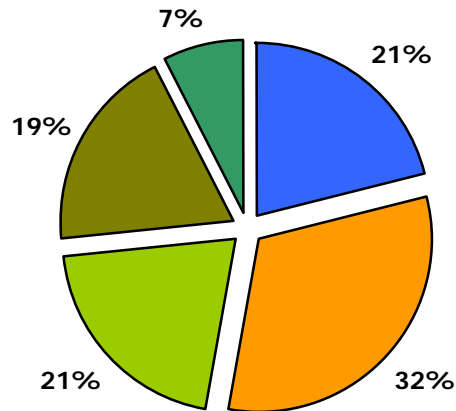
## Iraqi Adults Registered with UNHCR Jordan - Breakdown by Occupation

**Iraqi Adults: Breakdown of Salaried Professionals or Educated Workers - Total: 14,169**



- Business, Industry & Supply: 20% or 2,724
- Education: 15% or 2,168
- Medical, Hospital, Dental & Public Health: 10% or 1,462
- Engineering & Architecture: 10% or 1,397
- General Administration, Clerical & Office Services: 10% or 1,352
- White Collar Miscellaneous Occupations: 9% or 1,243
- Other Professionals: 7% or 1,028
- Information & Arts Group: 5% or 696
- Government Officials: 4% or 566
- Accounting & Bookkeeping: 4% or 543
- Sciences: 3% or 480
- Information Technology: 2% or 333
- Lawyers, Judges & Legal Professionals: 1% or 177

**Iraqi Adults: Breakdown of Students, Unknown, Housewives/hubands, No Occupation, and Manual Labour - Total: 22,754**



- Students: 21% or 4,826
- Housewives/hubands: 32% or 7,168
- Manual Labour: 21% or 4,712
- Unknown: 19% or 4,345
- No Occupation: 7% or 1,703

Note: Please print in color.