

## **CHAPTER I**

### POPULATION LEVELS AND TRENDS

During the early 1990s, the work of UNHCR increasingly included people who were not officially refugees. The Office became involved with major situations of internal displacement in the former Yugoslavia and elsewhere. It also worked more systematically to assist refugees and internally displaced after their return. The break-up of the former USSR created a complex set of mass population movements and various groups at-risk, many of whom were not refugees under the 1951 Convention. Activities to reduce and prevent statelessness also expanded. Since the mid-1990s, the term “population of concern to UNHCR” is being used to capture the different groups to whom UNHCR extends protection and assistance.

The population of concern to UNHCR includes first and foremost those who are seeking asylum (**asylum-seekers**) and those who found it (**recognized refugees**). Those Palestinian refugees who fall under the mandate of the United Nations Relief and Works Agency for Palestinian Refugees in the Near East (UNRWA) are not included in the UNHCR statistics, however.<sup>5</sup>

There is not one, single United Nations agency responsible for protection and assistance **to internally displaced persons** (IDPs). The Yearbook is limited to IDPs reported with whom UNHCR is involved and does not represent a global picture of internal displacement.

The population of concern to UNHCR includes two categories of returnees. **Returned refugees** are refugees who have returned to their country of origin and who are in continued need of protection and assistance. Similarly, **returned IDPs** are IDPs of concern to UNHCR who have returned to their place of origin, but with whom UNHCR continues to work until they have been fully integrated. In returnee situations, UNHCR seeks to reintegrate former refugees as soon as possible, to assist host communities rather than distinct population categories and to engage partners to provide long-term development assistance. For statistical purposes, only refugees and IDPs who have returned during the past 12 months are included in the population of concern to UNHCR.

The status of stateless persons is regulated by the *1954 Convention Relating to the Status of Stateless Persons* and the *1961 Convention on the Reduction of Statelessness*. Reflecting UNHCR’s responsibility to prevent and reduce **statelessness**, the Yearbook also includes references to stateless refugees and other stateless persons. Stateless refugees are reported under refugees, whereas stateless persons who are not refugees fall in the category of **Others of concern to UNHCR**. This group also includes selected populations of concern to UNHCR who do not fall under any one of the above categories.

The below sections describe some of the major levels and trends in the population of concern to UNHCR during 2002. A detailed overview of the population of concern to UNHCR at the end of 2002 is provided in Table I.1.

---

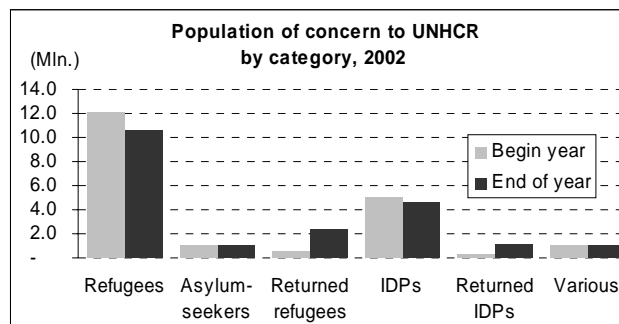
<sup>5</sup> UNRWA cares for some 4.0 million Palestinian refugees in Jordan (1.7 mln.), the Occupied Palestinian Territory (1.5 mln.), the Syrian Arab Republic (406,000) and Lebanon (389,000) (<http://www.un.org/unrwa>).

## Total population of concern to UNHCR

### Categories

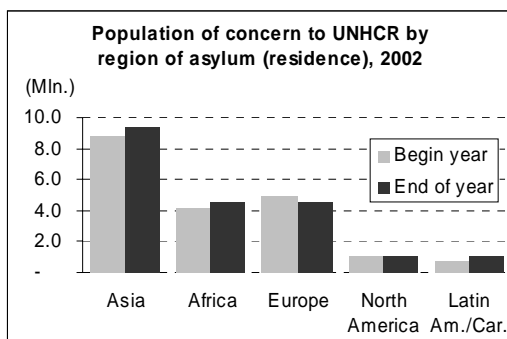
By the end of 2002, the global population of concern to UNHCR was estimated at 20.7 million persons, including 10.6 million refugees, 941,000 asylum-seekers, 2.4 million returned refugees, 4.6 million IDPs, 1.1 million returned IDPs, and 953,000 Others of concern to UNHCR.

During 2002, the total population of concern to UNHCR increased by some 4 per cent. This increase was entirely due to a rise in the annual number of returned refugees (2 million) and returned IDPs (905,000). The global number of refugees fell by 13 per cent, the number of IDPs under UNHCR mandate decreased by 8 per cent, whereas the number of Others of concern fell with the same proportion (-8%). The number of asylum-seekers remained virtually unchanged.



### Regions

By the end of 2002, Asia hosted the largest population of concern to UNHCR (45.3%), followed by Africa (22.2%), Europe (21.9%), North America (5.1%), Latin America and the Caribbean (5.1%) and Oceania (0.4%). Whereas an increase in the total population of concern to UNHCR was recorded in Latin America and the Caribbean (37%), Africa (11%) and Asia (6%), the more developed regions of Europe (-9%), Oceania (-3%) and North America (-2%) reported declining populations.



## Refugees

Refugees are persons who are recognized under the *1951 Convention* or its *1967 Protocol*, the *1969 Organization of African Unity OAU Convention Governing the Specific Aspects of Refugee Problems in Africa* ('the 1969 OAU Convention'), persons recognized as refugees in accordance with the UNHCR Statute, persons granted a refugee-like, humanitarian status as well as those provided with temporary protection. Where appropriate, refugee status is granted on an individual basis. In situations of mass displacement, where individual refugee status determination is not feasible or desirable, refugees are generally admitted on a *prima facie* or group basis, on the basis of common criteria, such as date of arrival, reasons for flight and place of origin.

The size of the refugee population is determined by different legal and demographic factors. The main increases in the refugee population result from new refugee arrivals, the granting of individual refugee status to asylum-seekers and from births. The major decreases in the refugee population are due to departures from the territory, including voluntary repatriation and resettlement; to changes in legal status due to naturalization or

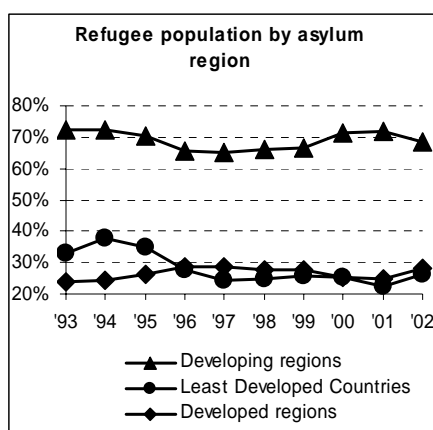
cessation of the refugee status; and deaths. Although births and deaths are not separately analysed here, the effect of natural increase on the size of refugee populations may be substantial. In camps in developing countries, where birth rates vary between 30 and 40 per thousand refugees per year and the mortality rate ranges between 5 to 10 per thousand refugees per year, the refugee population increases by 50 per cent in some 15 years, provided that the refugee situation remains unresolved.

Most industrialized countries do not maintain a refugee register. To ensure that these countries are nevertheless included in the global refugee statistics, UNHCR estimates the number of refugees in these countries on the basis of arrivals of refugees and recognition of asylum-seekers over a period of several years. For the traditional immigration countries (Australia, Canada, New Zealand and the United States), the estimates are based on the arrivals and recognition over the past five years, whereas for other industrialized countries a ten-year period is applied. These periods roughly reflect the differential naturalization rates of refugees in these countries.

### *Country of asylum*

During 2002, the global refugee population fell by an estimated 1.5 million persons (13%), from 12.1 million refugees at the beginning of the year to 10.6 million by the end of 2002. The biggest fall in the refugee population was recorded in the UN major area of Asia (-1.6 million), mainly due to the voluntary repatriation of some 2 million Afghan refugees. The UNHCR estimate of the refugee population in North America fell slightly (30,000), whereas minor increases in the number of refugees were recorded in Africa (60,000), Europe (24,000), Latin America and the Caribbean (3,700), and Oceania (2,000). By the end of 2002, Asia continued to host the largest number of refugees (39.5% of the global refugee population), followed by Africa (31.6%), Europe (22.1%), North America (5.8%), Oceania (0.7%), and Latin America and the Caribbean (0.4%) (see *Table A.3, Part A*).

Since 1997, UNHCR's Regional Bureau for Central Asia, South-West Asia, North Africa and the Middle East (CASWANAME) has covered the largest refugee-hosting region. Due to the large-scale voluntary repatriation of Afghan refugees in 2002, its share of the global refugee population fell from 40 per cent in 2001 to 32 per cent in 2002. By late 2002, the countries covered by the Africa Bureau hosted 29 per cent, the Bureau for Europe covered 24 per cent and Asia and the Pacific covered some 9 per cent of the global refugee population. The countries of the Americas Bureau provided asylum to 6 per cent of the global refugee population (see *Table A.3, Part B*).



The largest number of refugees is hosted by developing countries. In 2002, the developing regions hosted some 7.2 million refugees or 68 per cent of the global refugee population. The developed regions hosted some 3 million refugees (28%) of the world's refugees, whereas the remaining 361,000 refugees were hosted by the countries of the Commonwealth of Independent States (CIS) (3.4%). The decline in the global refugee population during 2002 took place mostly in the developing countries (-17%), and the CIS (-8%), whereas the developed regions reported a stable refugee population. The limited annual changes in the refugee population in the developed countries are a reflection of the UNHCR estimation method, which is based on arrivals and recognition during several

years: refugee population changes in the most recent year have only a limited impact on the total number of refugees.

Among the developing regions as designated by the United Nations, Sub-Saharan Africa hosted the largest number of refugees in 2002 (3.1 million), followed by South Asia (2.9 million) and Western Asia (478,000). Whereas Sub-Saharan Africa hosted most refugees in the developing world during 1993 to 1996, South Asia had become the largest refugee-hosting region during 1997-2001. However, due to the return of 2 million Afghan refugees in 2002, Sub-Saharan Africa became once more the developing region hosting most refugees. In 2002, the Least Developed Countries (LDCs) hosted some 2.8 million refugees. Since 1997, LDCs have provided asylum to about one quarter of the world's refugees (see *Table A.3, Part C*). The relationship between poverty and asylum is discussed further in Chapter V.

By the end of 2002, an estimated 4.2 million refugees had been granted refugee status under the 1951 Convention (40%), 2.6 million refugees received protection under UNHCR's mandate (24%), some 2.2 million refugees had found protection under the 1969 OAU Convention (21%), whereas the remaining 1.7 million refugees received protection under alternative or undefined arrangements (16%). The proportion of refugees granted Convention status is the highest in Oceania (100%) and North America (100%), followed by Latin America and the Caribbean (62%), Europe (62%), Asia (47%) and Africa (2%). In total, two thirds (66%) of Africa's refugees are protected under the 1951 Convention or the 1969 OAU Convention. Virtually all refugees under UNHCR's mandate are residing in Asia (1.6 million) and Africa (915,000). In Europe, an estimated 900,000 refugees are allowed to remain for humanitarian reasons (see *Annex II, regional data sheets*).

In situations of large-scale displacement, when the capacity to screen individual refugees is limited, refugees are often recognized on a *prima facie* or group basis. In 2002, an estimated 68 per cent of world's refugees had been granted refugee status on a *prima facie* basis. In Africa, where Government resources for individual status determination are often scarce, 9 out of 10 refugees had been granted refugee status on a *prima facie* basis. *Prima facie* recognition is also significant in Asia (85%), but less prevalent in Latin America and the Caribbean (26%), Europe (25%) and Oceania (7%).

At the end of 2002, almost one quarter of the world's refugees was hosted by just two countries: the Islamic Republic of Iran (1.3 million) and Pakistan (1.2 million).<sup>6</sup> Due to the return of some 2 million Afghans, the refugee population in these two countries together fell by some 1.5 million (38%) during 2002. Because the voluntary repatriation from Pakistan also included Afghan nationals

Main asylum countries, 2002 (x 1,000)			
* UNHCR estimate			
Asylum country	Begin 2002	Asylum country	End 2002
Pakistan*	2,198.8	Islamic Rep. of Iran*	1,306.6
Islamic Rep. of Iran*	1,868.0	Pakistan*	1,227.4
Germany	903.0	Germany	980.0
Tanzania (United Rep.)	646.9	Tanzania (United Rep.)	689.4
USA*	515.9	USA*	485.2
Serbia and Montenegro	400.3	Serbia and Montenegro	354.4
Dem. Rep. of the Congo	362.0	Dem. Rep. of the Congo	333.0
Sudan	347.9	Sudan	328.2
China	295.3	China	297.3
Zambia	284.2	United Kingdom*	260.7

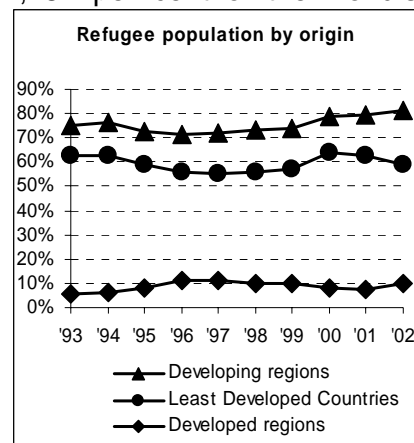
<sup>6</sup> The 2002 *Statistical Yearbook* reflects UNHCR's estimates of the refugee population in Pakistan and the Islamic Republic of Iran. According to host Government figures, there were an estimated 1.8 million Afghan refugees in Pakistan and some 2 million Afghan refugees in the Islamic Republic of Iran at the end of 2002. It is expected that UNHCR's estimates will be reviewed in 2004.

from urban areas, many of whom may not be considered refugees by UNHCR, the decrease in the refugee population in Pakistan was smaller than the number of Afghans returning from the country.

In Germany, the third largest asylum country, the Aliens Central Register recorded a nine per cent increase in the refugee population, reaching 980,000 refugees by the end of 2002. The United Republic of Tanzania, ranking fourth among the refugee hosting countries, reported a seven per cent increase in the refugee population in 2002. Among the 10 major asylum countries, decreases in the refugee population were recorded in the United States (-6%), Serbia and Montenegro (-11%), the Democratic Republic of the Congo (-8%) and Sudan (-6%). Following a 12 per cent rise in the refugee population, the United Kingdom, which ranked 14<sup>th</sup> at the beginning of 2002, became the 10<sup>th</sup> largest asylum country by the end of the year according to UNHCR estimates based on data provided by the Government.

### Origin

Data on the origin of refugees suggest a close linkage between economic development and the risk of becoming displaced. By the end of 2002, 82 per cent of the world's refugees originated from the developing regions, whereas only 10 per cent were citizens of the developed world. Refugees from the CIS constituted 5 per cent of the global refugee population, while the regional origin was unknown for 3 per cent. More than half of all refugees (59%) are nationals of the Least Developed Countries. Sub-Saharan Africa is the source region of one third of all refugees, whereas 28 per cent of the refugees originate from South Asia (see Table A.5, Part C).



Most refugees flee to neighbouring countries. Although relatively few refugees seek asylum outside their region of origin, some regions tend to receive more refugees than they generate, whereas other regions generate more refugees than they receive.

By comparing the region of origin with the region of asylum, a “refugee migration balance” can be established. With the proportion of refugees originating from developing countries (82%) exceeding the number of refugees who found asylum in these countries (68%), it can be concluded that the “refugee migration balance” for developing countries is slightly negative. In the developed countries, the picture is the opposite. More refugees find asylum in these countries (28%) than originate from them (10%). The greatest difference is found among the LDCs, however. Some 59 per cent of the world's refugees originated from the poorest countries, but only 26 per cent had found asylum in these countries by the end of 2002.

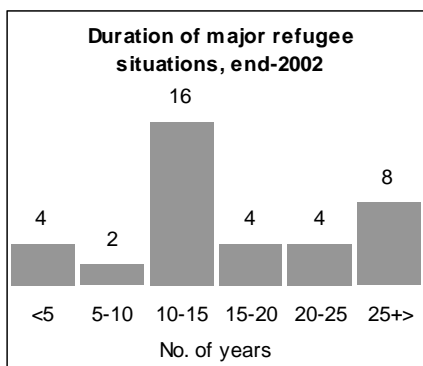
By the end of 2002, the developed countries recorded the largest positive “refugee migration balance” (+1.9 million), followed by Eastern Asia (166,000) and Northern Africa (74,000). The LDCs (-3.5 million), developing regions (-1.4 million) and Western Asia (-614,000) recorded the largest “net refugee loss” (see Tables A.3 and A.5, Part C).

Despite the large-scale voluntary repatriation during 2002, Afghanistan remained by far the main country of origin of refugees in the world. By end-2002, there were some 2.5 million Afghan refugees according to UNHCR estimates, accounting for one quarter of the global refugee population. Burundi was the second largest country of origin of refugees (575,000), followed by Sudan (510,000). Among the main refugee nationalities, the decline in the global number of Afghan refugees was the strongest during 2002 (-35%), followed by the decrease in the number of Iraqi refugees (-28%). Conversely, the number of Palestinian refugees under UNHCR mandate increased by 23 per cent due to the inclusion of an estimated 70,000 refugees who had been residing in Egypt for decades. The increase in the number of Palestinian refugees over the past few years reflects a more consistent UNHCR policy towards Palestinian refugees who do not fall under the UNRWA mandate and is not the result of population movements or legal changes in their status.

Main refugee nationalities, 2002 (x 1,000) * UNHCR estimate			
Origin	Begin year	Origin	End year
Afghanistan*	3,834.7	Afghanistan*	2,510.1
Iraq	581.7	Burundi	574.5
Burundi	554.1	Sudan	508.7
Sudan	490.7	Angola	435.3
Angola	471.2	Somalia	431.2
Somalia	441.5	Occ. Palestinian Terr.	428.8
Bosnia and Herzegovina	423.7	Iraq	421.7
Dem. Rep. of the Congo	393.9	Dem. Rep. of the Congo	420.9
Viet Nam	353.7	Bosnia and Herzegovina	406.8
Occ. Palestinian Terr.	349.2	Viet Nam	373.8

By the end of 2002, there were 57 nationalities numbering more than 10,000 refugees. Twenty-three of these nationalities concerned more than 100,000 refugees (see Table A.6). It should be stressed that the degree of local integration and self-sufficiency of refugees varies from country to country. Whereas refugees in some countries are economically and socially well-integrated, they continue to require international assistance on a daily basis in other situations.

With few new refugee emergencies in recent years and a number of large refugee-producing situations remaining unresolved, most refugee situations have become increasingly protracted. Of the 38 refugee situations numbering more than 25,000 refugees at the end of 2002, six (16%) started less than 10 years ago, 20 situations (53%) have lasted between 10 and 20 years, whereas the remaining 12 situations (32%) lasted for 20 years or longer.



Countries which have been the origin of large numbers of refugees for more than 30 years include Angola, Burundi, Cambodia, the Democratic Republic of the Congo, Ethiopia and Rwanda. Although these countries have been the source of refugees for many years, they have

often witnessed successive waves of refugee outflows and returns. The duration of stay of individual refugees is often shorter than the duration of a refugee situation.

### Asylum-seekers

Asylum-seekers are persons who have applied for asylum, but whose application has not yet been decided. Trends in asylum applications and decisions are analysed in Chapter III.

The asylum-seekers counted in the population of concern to UNHCR are the number of undecided asylum applications at the end of 2002. The number of undecided or pending cases (“backlog”) is also an important indicator for the efficiency of asylum procedures. An

increase in pending cases during the year indicates that the number of new applications outweighed the number of asylum decisions taken, often causing an increase in the waiting period for asylum-seekers. Conversely, if more applications are decided than submitted, the backlog of undecided cases will be reduced. Despite improved reporting over the past few years, the global number of asylum-seekers presented here is underestimated, because some countries are unable to provide the number of undecided asylum cases at the end of the year (see *Table I.1*).

### *Country of asylum*

During 2002, the global backlog of undecided asylum applications remained virtually unchanged at some 942,000. In 13 countries, the number of cases pending exceeded 10,000 at the end of 2002. The largest number of pending cases was reported by the United States (393,000), the Netherlands (58,000), Canada (53,000), South Africa (52,500) and Germany (50,000, excluding court cases). The United States and France reported virtually no change in the number of undecided cases during 2002, a decrease was reported by Germany (-42%), the Netherlands (-26%) and the United Kingdom (-2%), whereas a rise in undecided claims was reported by South Africa (980%), Austria (94%), Canada (15%), Switzerland (10%) and Belgium (8%) (see *Table III.1*).

Main countries with backlog in asylum processing in 2002 (x 1,000)			
Country of asylum	Begin year	Country of asylum	End year
United States	392.8	United States	393.3
Germany	85.5	Netherlands	58.2
Netherlands	78.6	Canada	52.8
Canada	45.8	South Africa	52.5
United Kingdom	42.2	Germany	50.0
France	34.6	United Kingdom	41.3
Switzerland	25.7	France	34.6
Tanzania (United Rep.)	21.3	Austria	29.5
Belgium	18.4	Switzerland	28.1
Egypt	15.7	Sudan	23.4

whereas a rise in undecided claims was reported by South Africa (980%), Austria (94%), Canada (15%), Switzerland (10%) and Belgium (8%) (see *Table III.1*).

### *Origin*

At the end of 2002, there were 21 asylum-seeker nationalities for which the backlog in the asylum decision-making exceeded 10,000 cases, three more than at the beginning of the year. One quarter of all undecided cases at the end of 2002 concerned asylum applications lodged by nationals from El Salvador (16%) and Guatemala (10%) in the United States. During 2002, the number of undecided cases lodged by citizens from the Democratic Republic of the Congo increased by 49 per cent, the number of pending Mexican asylum applications increased by 38 per cent, whereas the backlog in Chinese asylum applications rose by 38 per cent. Conversely, the asylum adjudication process was expedited for asylum-seekers from Serbia and Montenegro (76% decrease in pending cases during 2002), Iraq (-33%), Sudan (-31%), Somalia (-21%) and Afghanistan (-16%). The increase in Eritrean cases (800%) is related to the promulgation of the cessation clause for Eritrean refugees in February 2002 and the subsequent need for the individual screening of formerly *prima facie* refugees, particularly in Sudan (see *Table III.2*).

## **Others of concern**

### *Internally displaced*

Internally displaced persons (IDPs) are persons who have been displaced within their own country. The UNHCR statistics are limited to those to whom UNHCR extends protection or assistance, generally pursuant to a special request by the United Nations Secretary-General or by a competent organ of the United Nations and with the agreement of the country concerned. UNHCR does not have a global mandate to protect or assist IDPs.

Consequently, UNHCR's statistics do not provide a comprehensive picture of the global scope of internal displacement.

Reliable data collection for IDPs is challenged by a combination of factors, including lack of access due to insecurity, short-term population movements and the perceived limited benefits of registration. As they have not left the country in which they have been persecuted, internally displaced persons sometimes show reticence to register officially. Whereas international movements are closely scrutinised by receiving countries, internal movements are much less subject to population control.

At the end of 2002, UNHCR country offices reported 4.6 million IDPs in 16 countries, 8 per cent fewer than at the beginning of the year (5.0 million). Significant progress was made in

Country	Begin 2002	Country	End 2002
Afghanistan	1,200.0	Colombia	950.0
Colombia	720.0	Afghanistan	665.2
Sri Lanka	683.3	Azerbaijan	577.2
Azerbaijan	573.0	Sri Lanka	447.1
Russian Federation	443.3	Russian Federation	371.2
Bosnia and Herzegovina	438.3	Bosnia and Herzegovina	367.5
Georgia	264.2	Liberia	304.1
Serbia and Montenegro	263.6	Serbia and Montenegro	261.8
Angola	202.0	Georgia	261.6
Liberia	196.1	Angola	188.7

solving a number of situations. An estimated 1.1 million IDPs returned to their place of origin in 2002, including in Afghanistan (750,000), Sri Lanka (240,000), Bosnia and Herzegovina (71,000) and the Russian Federation (60,000) (see Table 1.1).

At the same time, the number of IDPs in Colombia rose by 230,000, whereas Liberia reported 110,000 more IDPs during 2002. In Burundi, the number of IDPs assisted by UNHCR rose from

20,000 to 100,000. The only new situation of internal displacement was reported for Côte d'Ivoire (100,000).

### Others

UNHCR extends protection and assistance to some groups which it considers "of concern", but which do not fall into any of the above categories. This includes stateless persons who are not refugees. Although UNHCR is mandated to work with stateless persons, data are generally difficult to obtain. The difficulties in quantifying statelessness arise from a number of factors, including problems in defining stateless persons, a lack of adequate registration, and political sensitivities. Stateless persons are also difficult to categorize: rather than a distinct group which has moved, such as refugees or internally displaced persons, stateless persons share the common characteristic of not having the citizenship of any country, whether they have been displaced or not. When persons who are referred to as nationals of a country, but who are threatened with becoming stateless or whose legal status is disputed are also included, the extent of statelessness becomes even more difficult to establish. Stateless persons who are refugees are included in the refugee tables.

By the end of 2002, there were some 950,000 "Others of Concern to UNHCR", 8 per cent fewer than at the beginning of the year. More than half of these persons were located in the Russian Federation and included 410,000 Involuntarily Relocating Persons (IRPs), or "forced migrants"<sup>7</sup>, and 100,000 Afghans in need of protection according to UNHCR

<sup>7</sup> Involuntary Relocating Persons (a term defined during the 1996 UN CIS Conference), also known as "forced migrants", are citizens from CIS countries who have been forced to move from their country of residence following the break-up of the former USSR. It applies in particular to ethnic Russians residing in



estimates. Other groups reported in this category include stateless Bedoons in Kuwait (117,000), stateless ethnic Kazakhs in Kazakhstan (83,000), local residents-at-risk in Kosovo (85,000), 50,000 Colombians in Venezuela, 26,000 Sahrawis from Western Sahara in Mauritania and 17,000 stateless persons in Belarus.

---

newly independent republics of the former USSR. Internally displaced persons who are registered as IRPs are included in the UNHCR category of IDPs.

## 2002 UNHCR STATISTICAL YEARBOOK

<b>I.1 Population of concern to UNHCR, end-2002</b>							
See footnotes at the end of the table.							
Country or territory of asylum (residence) <sup>1</sup>	Refugees <sup>2</sup>	Asylum-seekers <sup>3</sup>	Returned refugees <sup>4</sup>	Others of concern			Total population of concern
				Internally displaced <sup>5</sup>	Returned IDPs <sup>6</sup>	Various <sup>7</sup>	
Afghanistan	3	18	1,957,958	665,156	753,344	-	3,376,479
Albania	17	52	3	-	-	-	72
Algeria	169,233	5	-	-	-	-	169,238
Angola	12,250	928	87,544	188,728	13,272	-	302,722
Argentina	2,439	1,542	-	-	-	-	3,981
Armenia	247,550	3	-	-	-	-	247,553
Australia**	59,436	7,291	-	-	-	-	66,727
Austria*	14,130	29,494	-	-	-	-	43,624
Azerbaijan	458	8,116	-	577,179	-	2,461	588,214
Bahrein	-	1	-	-	-	-	1
Bangladesh	22,025	22	-	-	-	-	22,047
Belarus	618	340	-	-	-	19,511	20,469
Belgium	12,578	19,847	-	-	-	-	32,425
Belize	1,049	14	-	-	-	-	1,063
Benin	5,021	314	-	-	-	-	5,335
Bolivia	350	20	-	-	-	-	370
Bosnia and Herzegovina	28,022	457	41,705	367,491	70,775	-	508,450
Botswana	2,805	978	-	-	-	-	3,783
Brazil	3,182	561	-	-	-	-	3,743
Bulgaria	3,658	1,140	-	-	-	-	4,798
Burkina Faso	457	377	-	-	-	-	834
Burundi	40,533	8,777	53,287	100,000	-	-	202,597
Cambodia	200	81	-	-	-	-	281
Cameroon	58,288	5,308	-	-	-	-	63,596
Canada**	129,950	52,761	-	-	-	-	182,711
Central African Rep.	50,725	5,348	8	-	-	-	56,081
Chad	33,455	1,034	51	-	-	-	34,540
Chile	413	18	-	-	-	-	431
China	297,277	7	-	-	-	-	297,284
Colombia	205	12	21	950,000	-	-	950,238
Congo	109,201	2,761	617	-	-	-	112,579
Costa Rica	12,433	86	-	-	-	-	12,519
Côte d'Ivoire	44,749	1,142	-	100,000	-	-	145,891
Croatia	8,392	52	17,287	17,100	6,302	-	49,133
Cuba	1,005	3	-	-	-	-	1,008
Cyprus	173	2,043	-	-	-	-	2,216
Czech Rep.	1,297	7,656	-	-	-	-	8,953
Dem. Rep. of the Congo	332,978	397	13,489	9,000	-	-	355,864
Denmark*	73,597	4,718	-	-	-	-	78,315
Djibouti	21,702	462	-	-	-	-	22,164
Ecuador	3,240	2,646	-	-	-	-	5,886
Egypt	80,494	12,094	-	-	-	-	92,588
El Salvador	74	8	2	-	-	-	84
Eritrea	3,619	5	19,676	-	-	100	23,400
Estonia	10	7	-	-	-	-	17
Ethiopia	132,940	19	213	-	-	-	133,172
Finland*	12,373	-	-	-	-	-	12,373
France	132,182	34,588	-	-	-	-	166,770
FYR Macedonia	2,816	62	10,767	9,442	6,929	2,130	32,146

## 2002 UNHCR STATISTICAL YEARBOOK

<b>I.1 Population of concern to UNHCR, end-2002</b>							
See footnotes at the end of the table.							
Country or territory of asylum (residence) <sup>1</sup>	Refugees <sup>2</sup>	Asylum-seekers <sup>3</sup>	Returned refugees <sup>4</sup>	Others of concern			Total population of concern
				Internally displaced <sup>5</sup>	Returned IDPs <sup>6</sup>	Various <sup>7</sup>	
Gabon	13,473	5,663	-	-	-	-	19,136
Gambia	12,120	-	-	-	-	-	12,120
Georgia	4,192	-	68	261,583	-	32	265,875
Germany <sup>8</sup>	980,000	50,000	-	-	-	-	1,030,000
Ghana	33,515	8,762	-	-	-	-	42,277
Greece	2,788	1,738	-	-	-	-	4,526
Guatemala	733	10	-	-	-	-	743
Guinea	182,163	367	-	-	-	-	182,530
Guinea-Bissau	7,639	40	-	-	-	-	7,679
Honduras	29	5	-	-	-	-	34
Hong Kong SAR, China	1,496	190	-	-	-	36	1,722
Hungary	6,088	1,048	5	-	-	-	7,141
Iceland*	207	22	-	-	-	-	229
India	168,855	501	-	-	-	-	169,356
Indonesia	28,596	237	-	-	-	-	28,833
Iraq	134,190	437	1,255	-	-	-	135,882
Ireland*	5,380	6,967	-	-	-	-	12,347
Islamic Rep. of Iran <sup>9</sup>	1,306,599	4	1,195	-	-	-	1,307,798
Israel	4,180	703	-	-	-	-	4,883
Italy*	10,209	111	-	-	-	-	10,320
Japan	2,657	316	-	-	-	-	2,973
Jordan	1,199	3,788	-	-	-	-	4,987
Kazakhstan	20,610	3	-	-	-	83,200	103,813
Kenya	233,671	2,418	-	-	-	-	236,089
Kuwait	1,521	185	-	-	-	138,000	139,706
Kyrgyzstan	7,708	654	-	-	-	-	8,362
Latvia	7	7	-	-	-	1	15
Lebanon	2,820	162	-	-	-	-	2,982
Liberia	64,956	10	21,901	304,115	-	-	390,982
Libyan Arab Jamahiriya	11,666	30	-	-	-	-	11,696
Liechtenstein	128	112	-	-	-	-	240
Lithuania	368	218	-	-	-	33	619
Luxembourg	1,201	-	-	-	-	-	1,201
Malawi	2,166	11,068	-	-	-	-	13,234
Malaysia	50,612	1,571	-	-	-	-	52,183
Mali	9,095	719	-	-	-	-	9,814
Malta	176	27	-	-	-	-	203
Mauritania	405	12	-	-	-	29,500	29,917
Mexico	12,962	23	-	-	-	-	12,985
Morocco	2,127	115	-	-	-	-	2,242
Mozambique	207	6,983	10	-	-	-	7,200
Myanmar	-	-	760	-	-	-	760
Namibia	21,651	769	1,010	-	-	-	23,430
Nepal	132,436	11	-	-	-	-	132,447
Netherlands*	148,362	58,159	-	-	-	-	206,521
New Zealand**	5,757	1,320	-	-	-	-	7,077
Nicaragua	325	16	4	-	-	-	345
Niger	296	44	-	-	-	-	340
Nigeria	7,355	30	114	-	-	-	7,499

## 2002 UNHCR STATISTICAL YEARBOOK

<b>I.1 Population of concern to UNHCR, end-2002</b>							
See footnotes at the end of the table.							
Country or territory of asylum (residence) <sup>1</sup>	Refugees <sup>2</sup>	Asylum-seekers <sup>3</sup>	Returned refugees <sup>4</sup>	Others of concern			Total population of concern
				Internally displaced <sup>5</sup>	Returned IDPs <sup>6</sup>	Various <sup>7</sup>	
Norway*	50,432	-	-	-	-	-	50,432
Oman	-	25	-	-	-	-	25
Pakistan <sup>10</sup>	1,227,433	1,608	-	-	-	-	1,229,041
Panama	1,573	88	-	-	-	93	1,754
Papua New Guinea	4,941	312	-	-	-	-	5,253
Paraguay	21	4	-	-	-	-	25
Peru	688	140	14	-	-	-	842
Philippines	114	47	-	-	-	1,918	2,079
Poland	1,591	-	-	-	-	-	1,591
Portugal*	462	-	-	-	-	-	462
Qatar	46	23	-	-	-	-	69
Rep. of Korea	17	72	-	-	-	-	89
Rep. of Moldova	173	87	-	1,000	-	2	1,262
Romania	1,857	35	1	-	-	-	1,893
Russian Federation	14,969	609	13	371,195	59,404	525,722	971,912
Rwanda	30,863	1,576	38,643	-	-	-	71,082
Saudi Arabia	245,290	124	-	-	-	-	245,414
Senegal	20,711	1,928	15	-	-	-	22,654
Serbia and Montenegro	354,402	37	14,242	261,826	-	85,000	715,507
Sierra Leone	63,494	277	75,978	-	-	-	139,749
Singapore	2	2	-	-	-	-	4
Slovakia	444	4,508	-	-	-	-	4,952
Slovenia	390	195	-	-	-	1,279	1,864
Somalia	199	215	32,050	-	-	-	32,464
South Africa	23,344	52,451	-	-	-	-	75,795
Spain*	6,780	-	-	-	-	-	6,780
Sri Lanka	28	13	466	447,080	236,206	-	683,793
Sudan	328,176	23,449	383	-	-	-	352,008
Suriname	-	-	3	-	-	-	3
Swaziland	653	368	-	-	-	-	1,021
Sweden*	142,193	-	-	-	-	-	142,193
Switzerland	54,113	27,955	-	-	-	-	82,068
Syrian Arab Rep.	2,918	503	1	-	-	-	3,422
Tajikistan	3,437	364	1,427	-	-	-	5,228
Thailand	112,614	1,050	-	-	-	5	113,669
Timor-Leste	1	4	31,882	-	-	-	31,887
Togo	12,294	123	-	-	-	-	12,417
Tunisia	102	11	-	-	-	-	113
Turkey	3,301	2,591	4	-	-	-	5,896
Turkmenistan	13,693	3	-	-	-	-	13,696
Uganda	217,302	544	263	-	-	-	218,109
Ukraine	2,966	400	-	-	-	14,300	17,666
United Arab Emirates	163	277	-	-	-	-	440
United Kingdom*	260,687	41,300	-	-	-	-	301,987
United Rep. of Tanzania	689,373	164	9	-	-	-	689,546
United States**	485,171	393,097	-	-	-	-	878,268
Uruguay	99	-	-	-	-	-	99
Uzbekistan	44,936	1,078	-	-	-	-	46,014
Venezuela	58	1,019	-	-	-	50,000	51,077

## 2002 UNHCR STATISTICAL YEARBOOK

<b>I.1 Population of concern to UNHCR, end-2002</b>							
See footnotes at the end of the table.							
Country or territory of asylum (residence) <sup>1</sup>	Refugees <sup>2</sup>	Asylum-seekers <sup>3</sup>	Returned refugees <sup>4</sup>	Others of concern			Total population of concern
				Internally displaced <sup>5</sup>	Returned IDPs <sup>6</sup>	Various <sup>7</sup>	
Viet Nam	15,945	-	1	-	-	-	15,946
Yemen	82,803	2,095	670	-	-	-	85,568
Zambia	246,765	945	-	-	-	-	247,710
Zimbabwe	9,432	540	-	-	-	-	9,972
Various/unknown	-	-	51	-	-	-	51
<b>Total</b>	<b>10,593,957</b>	<b>941,446</b>	<b>2,425,066</b>	<b>4,630,895</b>	<b>1,146,232</b>	<b>953,323</b>	<b>20,690,919</b>

**Notes**

The data are generally provided by Governments, based on their own definitions and methods of data collection.

<sup>1</sup> Country or territory of asylum or residence.

<sup>2</sup> Persons recognized as refugees under the 1951 Convention or its 1967 Protocol, the 1969 OAU Convention or in accordance with the UNHCR Statute, persons allowed to stay for on humanitarian grounds and those granted temporary protection.

<sup>3</sup> Persons whose application for asylum or refugee status is pending in the asylum procedure or who are otherwise registered as refugees. The total number of asylum-seekers is underestimated, due to a lack of data from a number of countries.

<sup>4</sup> Refugees who have returned to their country of origin during the year.

<sup>5</sup> Persons who are displaced within their country and to whom UNHCR extends protection or assistance, generally pursuant to a special request by a competent organ of the United Nations.

<sup>6</sup> IDPs of concern to UNHCR who have returned to their place of origin during the year.

<sup>7</sup> Including Involuntarily Relocating Persons (IRPs) in the Russian Federation (409,600), stateless persons in Belarus (16,900), stateless ethnic Kazakhs in Kazakhstan (83,200), Afghan asylum-seekers in the Russian Federation (100,000, UNHCR estimate), stateless Bedoons in Kuwait (117,000), Malians and Sahrawis in Mauritania (29,500), Colombians in Venezuela (50,000), stateless persons in Ukraine (9,200) and local residents-at-risk in Serbia and Montenegro (85,000).

<sup>8</sup> In addition to the 50,000 asylum cases pending at the administrative level, some 164,000 claims were pending at the courts.

<sup>9</sup> According to the Government, the number of Afghans is estimated to be some 2 million.

<sup>10</sup> According to the Government, the number of Afghans is estimated to be some 1.8 million.

\* Refugee estimate provided by UNHCR, based on ten years of refugee arrivals and asylum-seeker recognition.

\*\* Refugee estimate provided by UNHCR, based on five years of refugee arrivals and asylum-seeker recognition.