

UNHCR Environmentally Friendly Procurement

JERRYCAN, SEMI-COLLAPSIBLE, 10L, RECYCLED

Providing material assistance to forcefully displaced populations is fundamental to UNHCR's protection mandate. In an emergency, jerrycans are one of the main essential items that UNHCR distributes as part of the assistance to the affected populations. The food-grade jerrycan is primarily used in emergencies if the household water storage options are lost or destroyed; water supplies are intermittent, and increased storage is required. The provision of jerrycans is a life-saving measure in many situations. UNHCR procures an average of 400 000 jerrycans annually.¹

END USERS

UNHCR is mandated to protect and assist refugees, forcibly displaced communities, and stateless people. The product with this specification will be used by the people we serve, primarily in emergencies. The end users include people of all ages ranging from infants to older persons, persons with disabilities and pregnant women. Therefore, the supplier needs to understand and study the needs of a forcibly displaced population, especially in emergencies, to ensure an innovative and sustainable product design that is user centered.

SUSTAINABLE SUPPLY CHAIN

For UNHCR to fulfil its mandate, it is imperative to minimize the environmental footprint of humanitarian assistance. Our approach to a sustainable end-to-end supply chain includes planning, sourcing, material, manufacturing processes, procurement, delivery, and lifecycle management of goods.

A holistic assessment of sustainable products includes, but is not limited to, the following criteria:

- The product design follows Universal Design principles that is user-friendly and accessible.²
- Manufacturing processes take into consideration the protection of the environment and respect for social standards.³
- Products are made from sustainable material and post-consumer waste.⁴
- Packaging is made from sustainable material, ideally with a second-life purpose.
- All unnecessary single-use plastic is removed.⁵
- Packaging, palletizing, and load ability of transport units are optimized.
- Products are recyclable.
- A life cycle analysis, including GHG emission factors, is performed for all products.
- The geographical distribution of the supplier base is diversified to ensure proximity of product delivery.

PREFERENCE

Preference will be given to a product that is most user-friendly and has the highest overall sustainability elements that satisfy technical specifications. The suppliers offering products that meet these criteria will be approached for a sustainability evaluation ahead of the final tendering process. Please see the Sustainability Procurement Indicators from the United Nations Global Market that we comply with.

1 <https://www.unhcr.org/54aeb4f39.pdf>

2 <https://universaldesign.ie/Technology-ICT/Universal-Design-for-ICT/User-Testing/>

3 Suppliers to demonstrate the application of ISO 14001:2015: Environmental managing systems, ISO 9001:2015: Quality Management systems, ISO 26000: Guidance on social responsibility

4 Pre-consumer waste is encouraged to be used while cannot be considered part of the target emission reduction

5 <https://www.unep.org/resources/report/single-use-plastics-roadmap-sustainability>

Item Application Sample



Technical Specifications

Design: The semi-collapsible 10L jerrycan should be easy to fill up and pour from, comfortable to carry for the end user and have no sharp edges. The jerrycan must stand by itself, even when filled with less than 1/4 of its maximum volume. A user-friendly and accessible product design that follows Universal Design principles.

Note that other design solutions can be considered if they comply with the quality requirements and offer a solution to collect, carry and sustainably store drinking water.

Capacity: 10 L
Weight: minimum 180g

Material: Made of a mixture of virgin and recycled (post-consumer waste) food-grade plastic (e.g. Low-Density Polyethylene, High-Density Polyethylene, Polypropylene), UV-resistant plastic, which is safe for food and water storage.

The target minimum of food-grade recycled plastic in the product is 30%, but a higher and lower percentage will also be considered. Preference will be given to the product that contains the highest amount of food-grade recycled plastic while satisfying the quality and usability requirements of the products.

Compliance: Suitable for drinking water storage, tested and approved by recognized and specialized laboratories. The food-grade material should not contain toxic elements according to EN 1186 & EN 13130 and shall comply with Regulation (EU) 10/2011 and its amendments.

Colours: Jerrycan must be semi-transparent to enable identification of the level of liquid inside it visually.

Built: One built-in carrying handle has minimum internal dimensions of 9 cm long and 3 cm high, with no sharp edges. Alternative user-friendly options are also welcomed.

Handle: The handles must resist the traction test when filled up to the top with water for 10 minutes. Handles should not break or crack.

Inlet interior diameter and the Cap: An opening of at least 50 mm diameter, with a matching screw cap for filling/discharge. The screw cap should be held with a retaining strap. No leakage should occur when filled up to the top with water and after 10 minutes in an upside-down position.

UV Test: Passing a UV test (e.g. ASTM D4329 – 13)

Shelf life: Minimum 3 years when kept in original packaging at a temperature interval from -10°C to 50°C. Minimum 6 months of use under tropical conditions.

Storing condition: Semi-collapsible jerrycans should be stored in a dry area and shielded from the sun. Preferable storage temperature is from -10°C to 50°C.

Packaging

Primary packaging: Reducing plastic waste in the environment: Individual jerrycans should have no packaging (zero plastic).

Secondary packaging:

- An optimal number of products should be packed in export-quality secondary packaging, preferably using sustainable material and its natural colour - plastic packaging is forbidden. In case cardboard is used, it must be unbleached and unlaminated. Ink must be non-toxic and ecologically friendly. Innovative solutions are welcome.
- Filled secondary packaging must resist without any damage to a weight or a pressure of 230 kg applied on a strong, rigid board on top of the box (equivalent weight to 6m high stacking).
- Quantity per secondary packaging: currently 50 pcs; the alternative optimal amount will be considered.
- Preference will be given to innovative packaging that does not harm the product, ideally with a second-life purpose, and minimizes packaging waste.
- The user-friendliness and safety aspects of handling persons should be considered in the packaging design.

Tertiary Packaging: Secondary packaging might be packed on a pallet. In this case, it needs to be wrapped in a water-tight material, preferably made of or containing sustainable material, e.g recycled plastic or reusable material (for example tarpaulins), or other alternatives. Packaging needs to ensure that products are protected from any damage including water and moisture. Innovative sustainable solutions are welcomed. Avoid compostable plastics for packaging and increase recycled content wherever possible.

Optimal Shipping / Container Information

What is the maximum number of items you can fit into a transport unit?
Please include the container layout plan.

- 20' DC container (without pallets)
- 40' DC container (without pallets)
- 40' HC container (without pallets)
- 20' DC container (with pallets)
- 40' DC container (with pallets)
- 40' HC container (with pallets)

The final number of the transport unit and maximum height of loaded pallet, if palletized, will be defined on the purchase order.

Manufactured Marking

The jerrycan include the following data:

- permanent ID molded on the jerrycan, including manufacturer's ID and batch ID
- manufacturing month and year molded on the jerrycan
- material composition (type of material(s)) and the ratio of each material in the product
- certified sustainability claim/eco-labelling
- information related to the reuse/recyclability of the item

No company logo should be included with the manufacturer's marking. The final marking on the jerrycan and design needs to be approved by UNHCR before production.

Marking on the secondary packaging

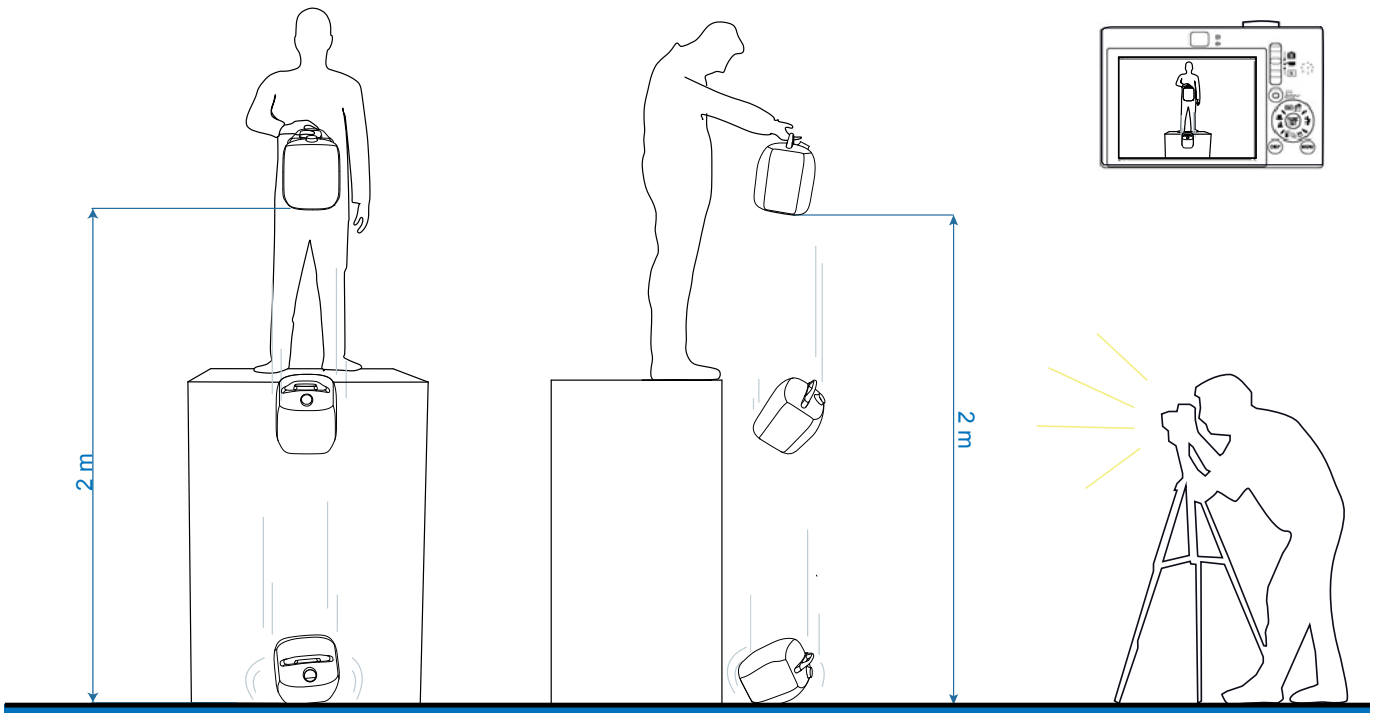
No logo of the supplier is allowed. The marking must remain readable and well fixed on the secondary packaging after a minimum of 10 handlings. Other markings as specified in the contract/purchase order. The UNHCR visibility logo will need to be applied on the sides of the secondary packaging (excluding the bottom). For detailed information please refer to the section "Shipping Marks" on the relevant GDS PO".

Marking techniques

- Laser engraving
- Printing with water-based ink
- Printing on sustainable sticky tapes
- Ink/colouring must be non toxic and ecologically friendly

Product Performance and Quality Control


Impact Resistance / Drop Test: The collapsible jerrycan must be impact resistant on a smooth concrete surface when filled up to the top with water. The complete drop test consists of 10 consecutive drops from a height of 2m. The jerrycan must be elevated so that the lowest point is 2m from the ground. The drop test will be done from different angles (bottom-up, bottom-down, side-down). The test result is expressed as a product ranking according to the number of drops passed without leakage. To be accepted, the jerrycan must resist a minimum of 3 drops.



Graphic Reference



UNHCR Logo Application Reference



Logo Application Reference




Logo Application Size

UNHCR Logo Application Reference



UNHCR Vertical Visibility logo



UNHCR Horizontal Visibility logo

Logo and Shipping Markings on Jerrycan Boxes

The front and back of the Sea/Air Transport Carton (the largest surface sides of the carton) should include only the UNHCR visibility vertical logo. The 2 other opposite sides should include the UNHCR visibility vertical logo with the shipping marking information area (below the logo). The top side should include the horizontal visibility logo in one of the closures and the content list in the other closure.

Opened Box



Logo and Shipping Markings Application Reference



A. Application of the logo and markings for the front and back sides of the Sea/Air Transport Carton:

In the front and the back sides of the Sea/Air Transport Carton, the vertical logo is to be placed centrally, occupying a minimum of 60% surface space and without any image distortions as per (graphic 1.1).

In case of a rectangular shape carton, the UNHCR horizontal visibility logo should be used instead of the UNHCR vertical visibility logo, having a better usage of the surface space (graphic 1.2).



Graphic 1.1



Graphic 1.2

Technical Drawing



Logo and Shipping Markings Application Reference


B. Application of the logo in the 2 other opposite sides of the Sea/Air Transport Carton:

In the 2 other opposite sides of the Sea/Air Transport Carton, the vertical logo and shipping marking information are to be placed centrally, occupying a minimum of 60% surface space (45% for the UNHCR visibility logo and 15% for the shipping markings) and without any image distortions, as per (graphic 2.1).

In case of a rectangular shape carton, the UNHCR horizontal visibility logo should be used instead of the UNHCR vertical visibility logo, having a better usage of the surface space (graphic 2.2)

The information to be placed in the shipping marking box is as follows:

Important: In order to respect the integrity of the logo, the shipping marking information area should be visually separated from the lower part of the visibility logo and framed with the same indelible ink as the details information as per the graphic 2.1.



Graphic 2.1



Graphic 2.2

Technical Drawing



Logo and Shipping Markings Application Reference

C. Application of the logo and marking in the top side of the Sea/Air Transport Carton:

In the top side of the Sea/Air Transport Carton, the UNHCR horizontal logo is to be placed centrally in one of the closures, occupying a minimum of 60% surface space and without any image distortions.



Graphic 3

Technical Drawing

