



Update on budgets and funding for 2024

EC/75/SC/CRP.21

91st Standing Committee, 12-13 September 2024

Ms. Ritu Shroff
Director
Division of Strategic Planning and Results

2024 budget stands at \$10.785 billion

Supplementary budgets	\$143.7
Sudan Situation	\$143.7


Supplementary budgets	\$163.7
Sudan Situation (Additional)	\$20.0

10 621,7



Original (74th ExCom Oct 2023)

10 765,4



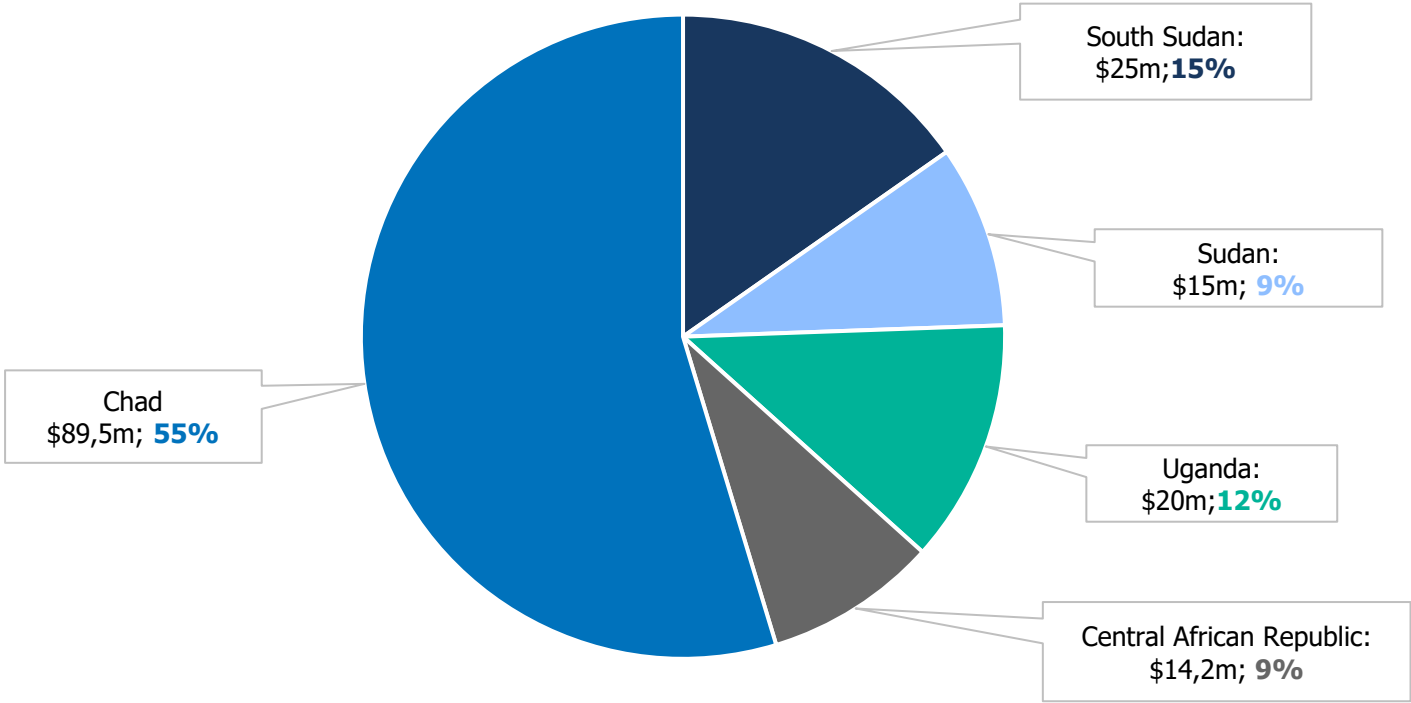
As at 30 April 2024

10 785,4



As at 31 July 2024

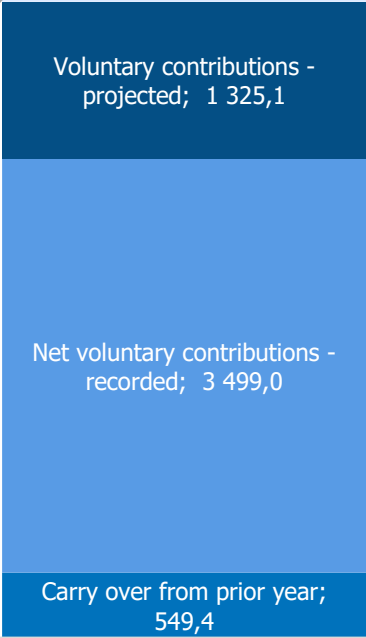
Sudan supplementary budget of \$163.7million as at 31st July 2024



Contributions recorded since April 2024

Total 5,420.7

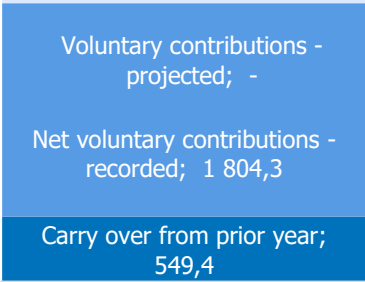
UN Regular Budget; 47,2



As at 31 July 2024

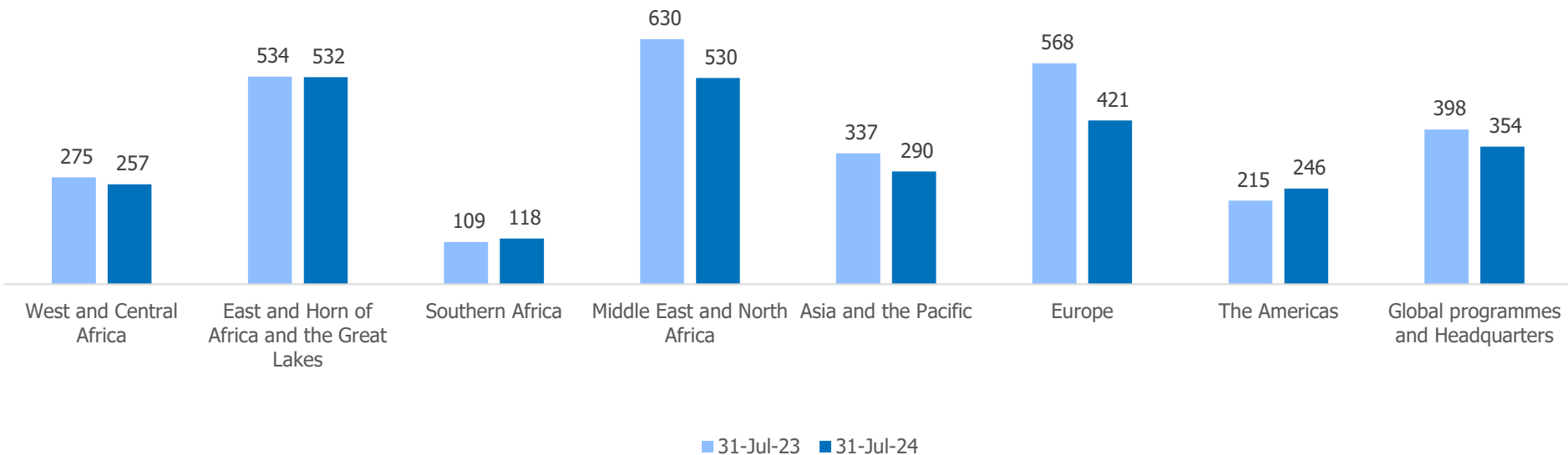
Total 2,400.9

UN Regular Budget; 47,2

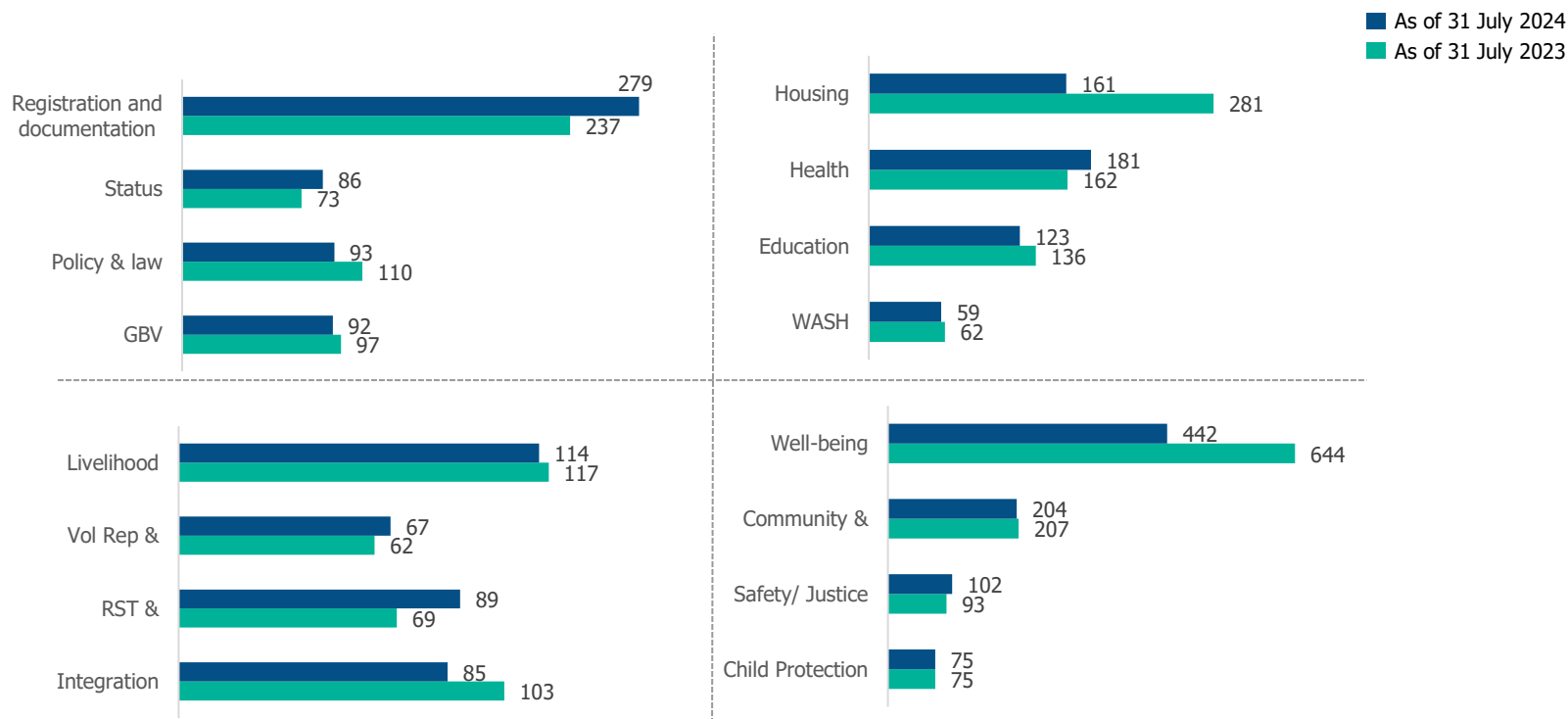


As at 30 April 2024

July 2023 – July 2024 Expenditure by region



Expenditure by Outcome Areas – 2023-2024



Few examples of achievements in 2024



\$279 million spent on access to territory, registration and documentation, among others, enabled **2.2 million people** in obtaining **civil status, identity and legal status documentation** in **75 operations**.



\$89 million spent on resettlement contributed to the submission of **103,000 resettlement cases**, with **51,000 refugees departing** for resettlement.



\$75 million spent on child protection enabled 69 operations to provide **protection services** to **636,000 children**.

Core output indicators and 2024 mid-year results



The **24 core output indicators** highlight the results of **interventions implemented by UNHCR and its funded partners**, grouped along the outcome areas. Introduced for 2024 implementation, they have replaced the previous multi-sectoral monitoring indicators.



Core output indicators apply **exclusively to country operations** and are used if they pertain to their areas of work, whether through programmatic engagement or advocacy.



As the 2024 mid-year results undergo validation by the bureau and relevant divisions, we will present **a selected few**.

UNHCR is largely on track to achieving its targets



5.6 million people in 80 operations received protection services.



600,000 people in 70 operations received GBV services.



1.3 million people in 63 operations obtained education.



5.5 million people in 29 operations had access to water and sanitation services.



169,000 people in 78 operations benefited from livelihoods and economic inclusion interventions.



122,000 people in 68 operations received counselling and information on voluntary repatriation.

Thank you