

Update on

UNHCR's Budgets and Funding

July 2024

Dominique Hyde

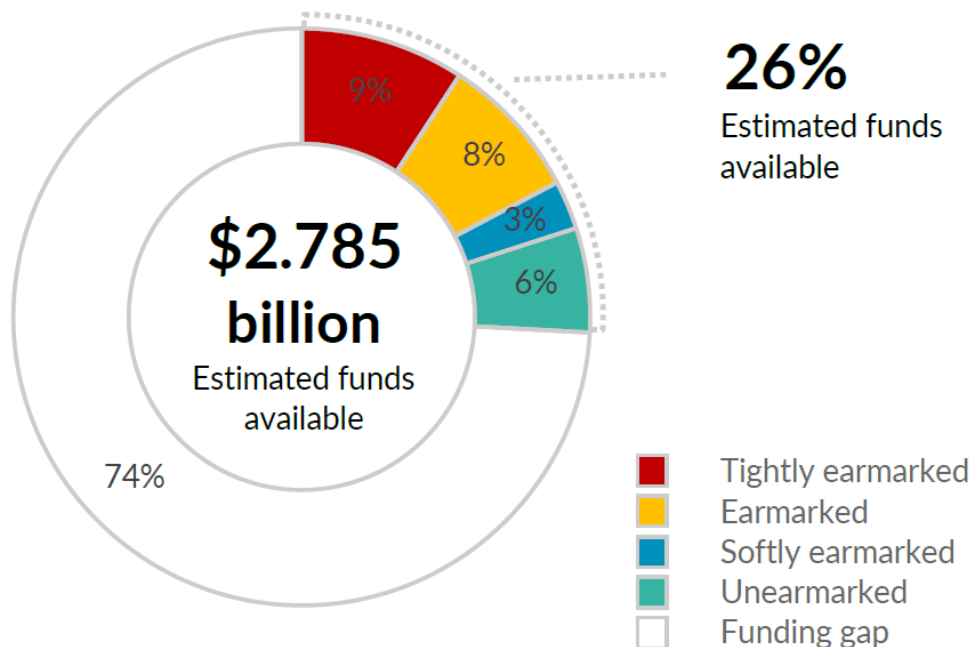
Director, Division of External Relations

90th meeting of the Standing Committee

Global funding overview in 2024

\$10.765 billion

Current budget

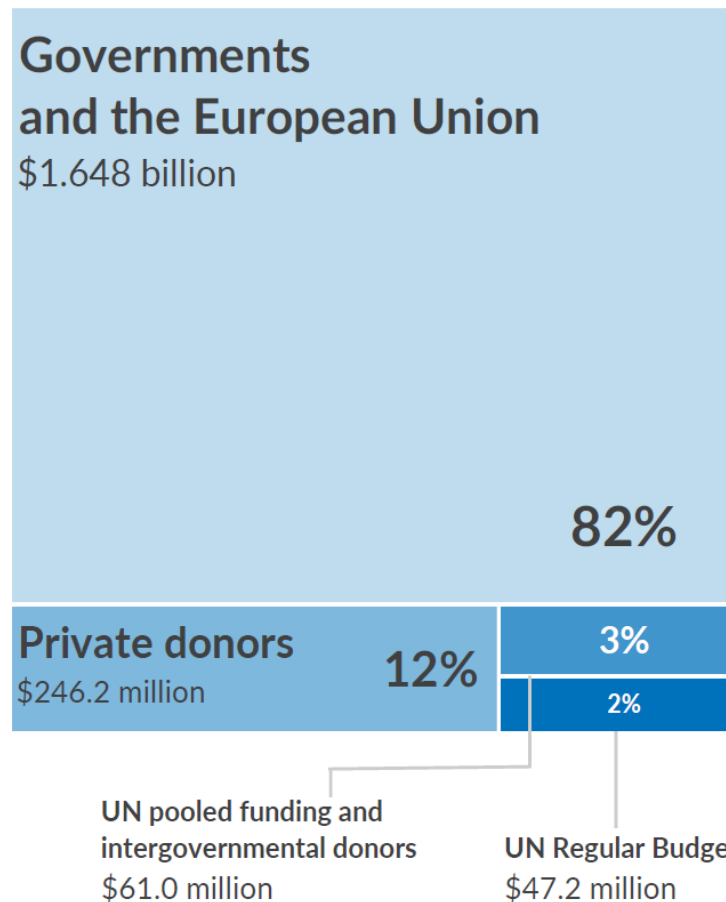


\$7.981 billion

Projected funding gap

Sources of Funding

as at 28 June 2024





**Flexible
Funding Report
2023**

Top 10 recipient operations of unearmarked funding | 2023



Uganda | 27M



Chad | 24M



Iraq | 24M



Jordan | 24M



Ethiopia | 19M



Yemen | 18M



Kenya | 16M



Sudan | 15M



Niger | 12M



Nigeria | 11M

Top donors of flexible funding and unearmarked funding | 2023

Top 10 donors of flexible funding

 Germany	374M
 United States	217M
 Sweden	103M
 Espana con ACNUR	87M
 Denmark	83M
 Norway	73M
 Japan for UNHCR	70M
 France	59M
 Private donors Korea	47M
 UNO-Flüchtlingshilfe	43M

Top 10 donors of unearmarked funding

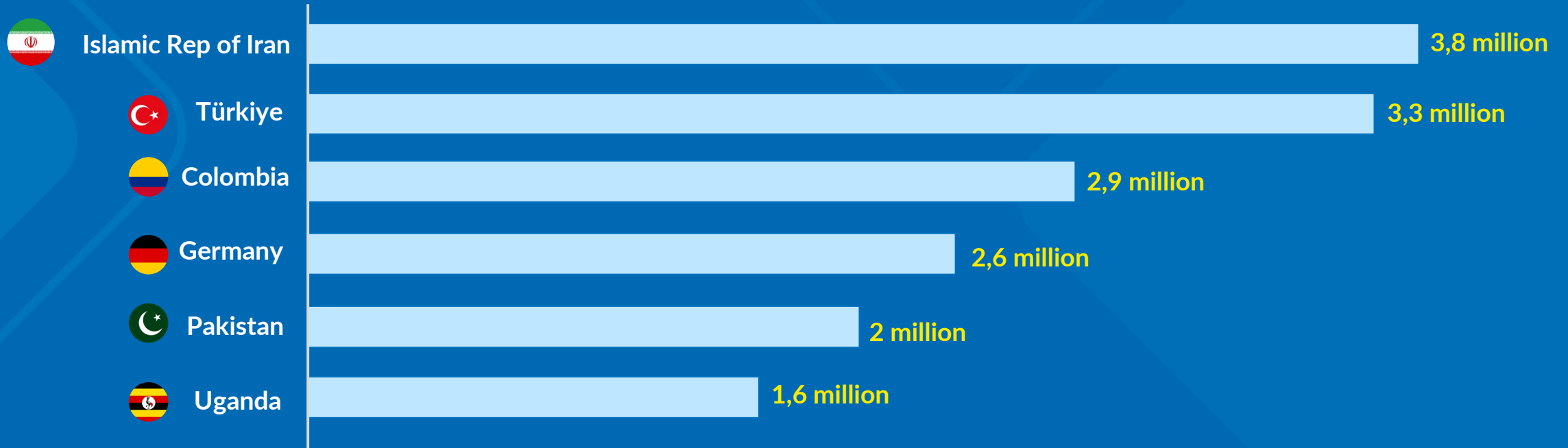
 Sweden	85M
 Espana con ACNUR	79M
 Norway	63M
 Japan for UNHCR	57M
 France	43M
 United Kingdom	41M
 Private donors Korea	37M
 Netherlands	36M
 Denmark	36M
 Germany	23M

Note: Flexible funding includes both unearmarked and softly earmarked sources of funding.

Income from top 10 private sector donors | 2023

 Espana con ACNUR	120M
 USA for UNHCR	83M
 Japan for UNHCR	74M
 UNO-Flüchtlingshilfe	52M
 Private donors Korea	48M
 Sweden for UNHCR	44M
 Private donors Italy	36M
 Private donors Netherlands	27M
 Private donors UAE	25M
 UK for UNHCR	22M

Major countries of asylum | 2023





Underfunded report **2024**

- Life-saving assistance
- Core protection activities
- Inclusion & solutions



THANK YOU