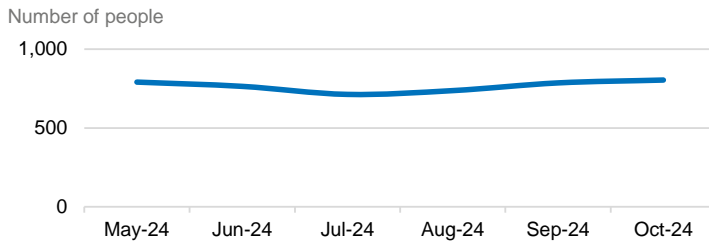


# Serbia

October 2024

## Asylum-seekers and migrants - presence\*

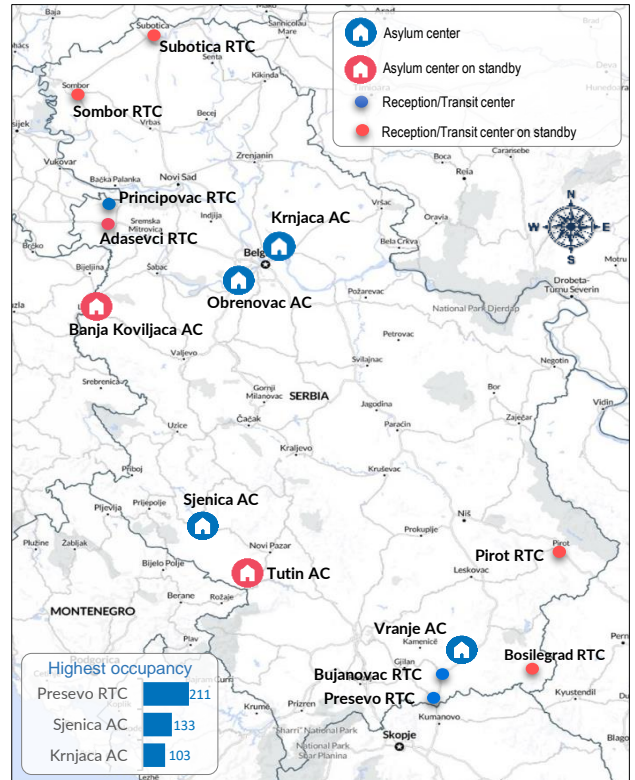
### Overall presence



The number of new entries in government centers – October: **2,090**  
 The number of new entries in government centers Jan - Oct: **16,399**

Total occupancy of government centers – end October: **584**  
 Total occupancy of government centers – end September: **575**

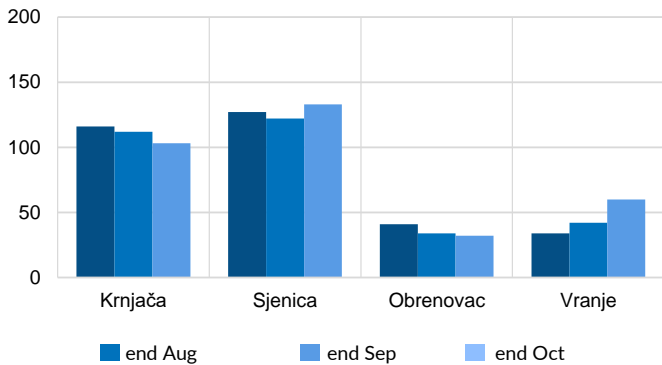
Total of unaccompanied children in centers - end October: **18**  
 Total of unaccompanied children in centers - end September: **28**



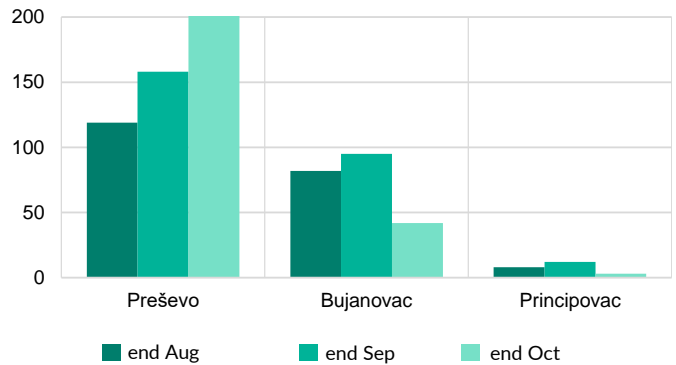
To see Site Profiles, please click on the map

## Occupancy of Asylum and Reception/Transit Centers\*

### Asylum centers

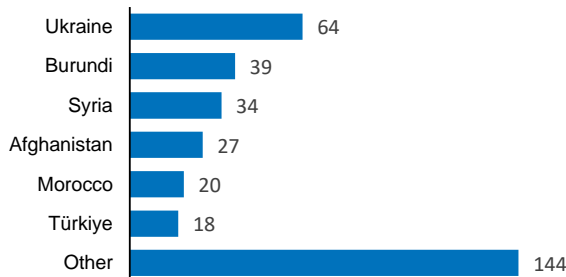


### Reception/Transit centers



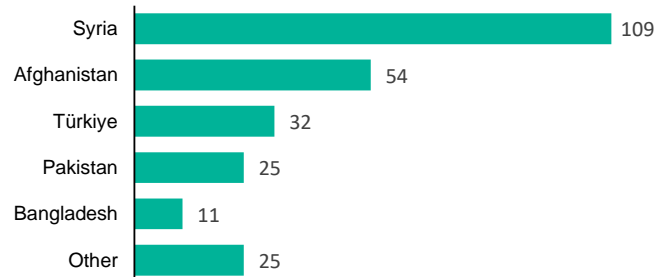
### Presence in Asylum Centers by nationality<sup>1</sup>

October 2024



### Presence in Transit Centers by nationality<sup>1</sup>

October 2024



<sup>1</sup> Claimed nationality as the persons on the move are undocumented

## Asylum and Temporary Protection\*

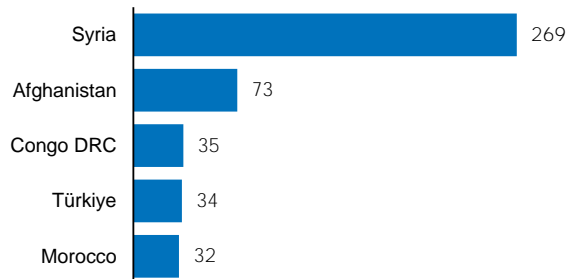
	2020	2021	2022	2023	2024 Jan-Oct	Oct 2024
Intentions to seek asylum	2,830	2,306	4,181	1,654	705	98
Applications for asylum submitted	144	174	320	196	172	10
Persons granted refugee status or subsidiary protection	29	14	30	9	6	2
Negative decisions (rejected or refused)	74	60	65	59	77	12
Suspended cases <sup>1</sup>	119	73	258	115	101	12

<sup>1</sup> Persons who left asylum procedure

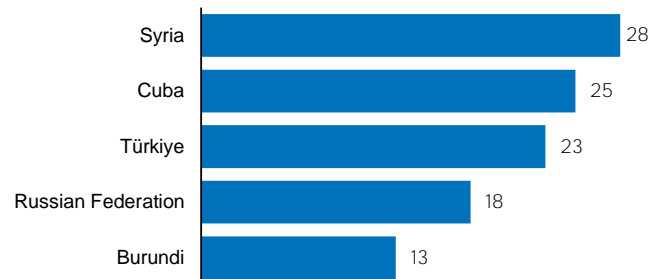
	2022	2023	2024 Jan-Oct	Oct 2024
Temporary protection (persons fleeing Ukraine)	1,115	1,145	988	85

Persons granted protection in Serbia (Refugee Status Determination) - **TOTAL 253**

### TOP 5 Asylum intentions | 2024

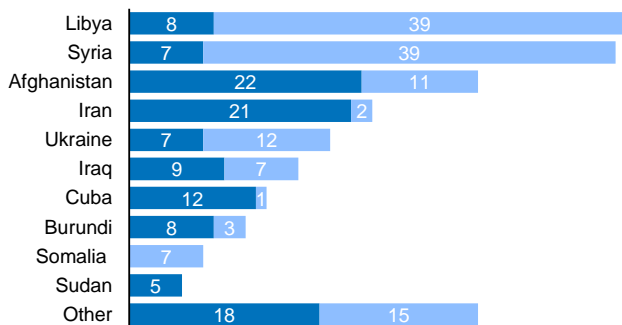


### TOP 5 Asylum applications | 2024

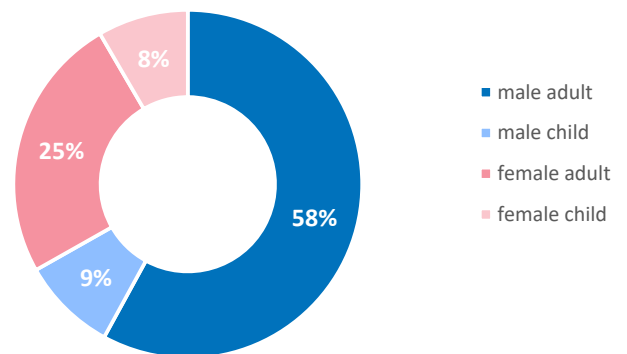


### Positive decisions by Nationality | 2008-2024

■ Refugee status ■ Subsidiary protection

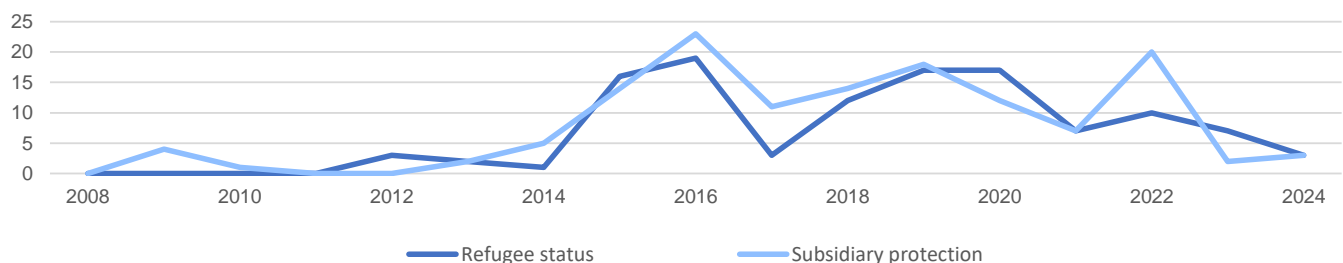


### Positive decision by age and sex<sup>2</sup>



<sup>2</sup> The data is updated annually

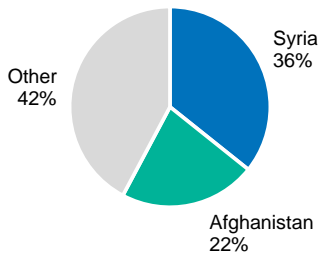
### Positive decisions by year



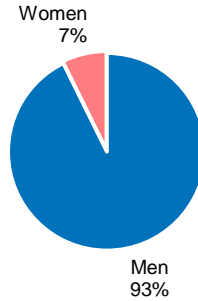
## UNHCR profiling of arrivals\*

**Total profiled individuals – October:** 1,834  
**Total profiled individuals – 2024 (Jan-Oct):** 10,817

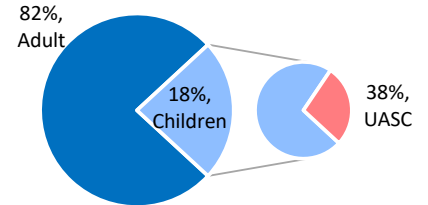
### Profiled by Nationality | 2024



### Profiled by Gender | 2024

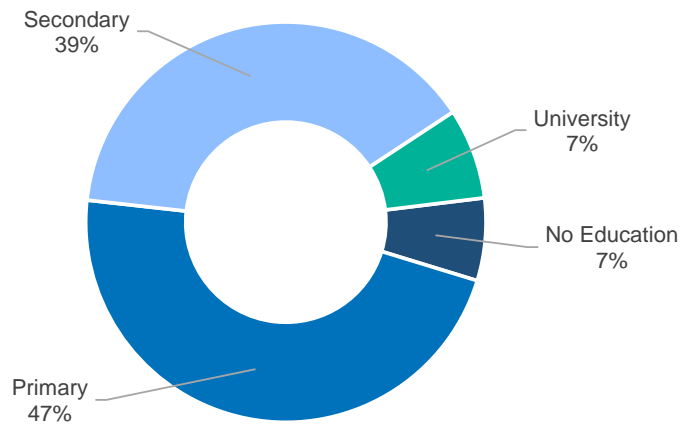


### Profiled by Age | 2024



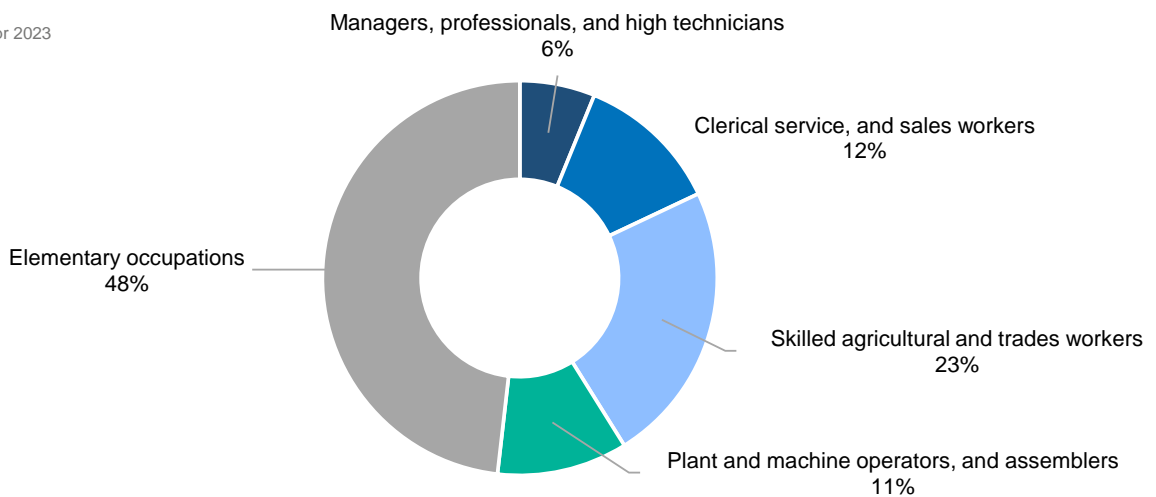
### Level of education

Data collected from Apr 2023



### Occupations

Data collected from Apr 2023



\* Information based on findings of UNHCR staff and partners