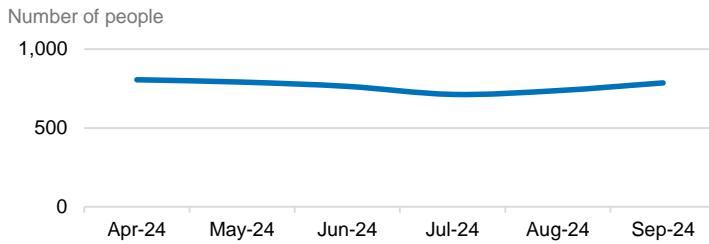


# Serbia

September 2024

## Asylum-seekers and migrants - presence\*

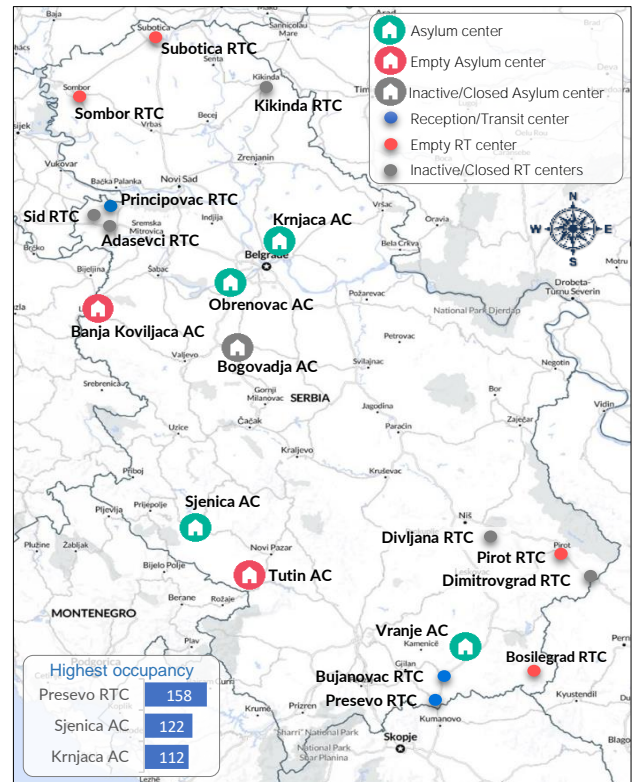
### Overall presence



The number of new entries in government centers – September: **1,947**  
 The number of new entries in government centers Jan - Sep: **14,309**

Total occupancy of government centers – end September: **533**  
 Total occupancy of government centers – end August: **527**

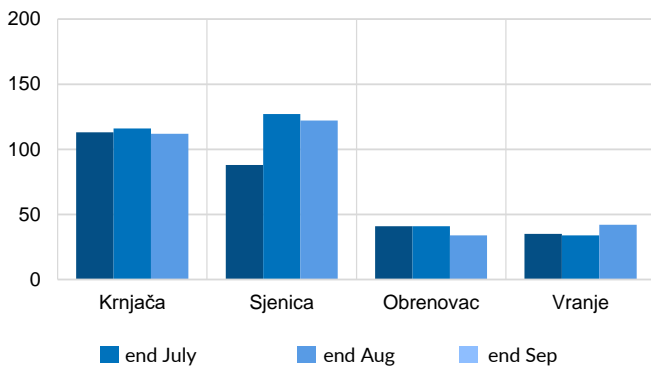
Total of unaccompanied children in centers - end September: **28**  
 Total of unaccompanied children in centers - end August: **30**



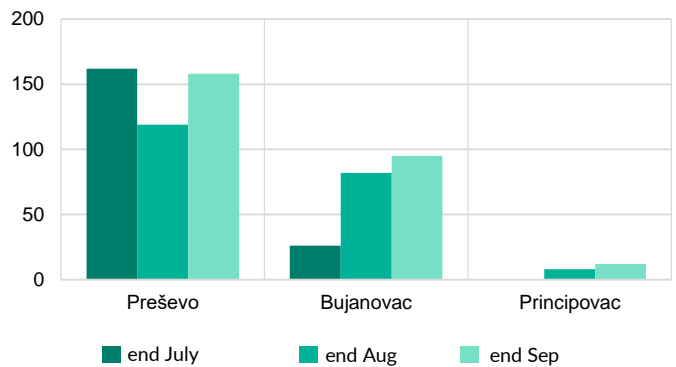
To see Site Profiles, please click on the map

## Occupancy of Asylum and Reception/Transit Centers\*

### Asylum centers

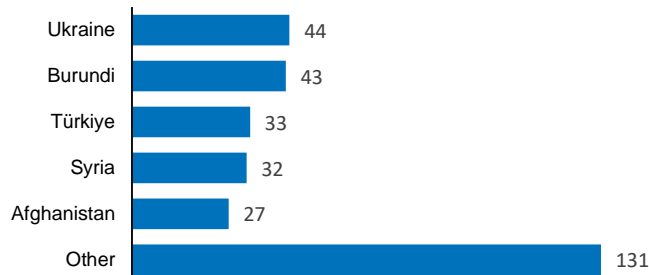


### Reception/Transit centers



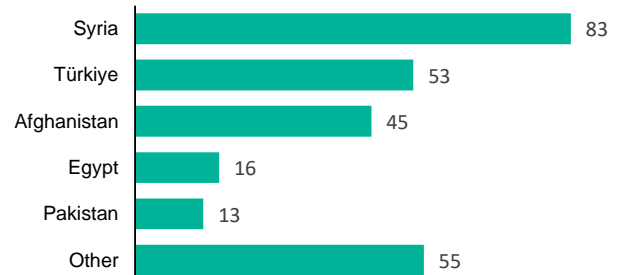
### Presence in Asylum Centers by nationality<sup>1</sup>

September 2024



### Presence in Transit Centers by nationality<sup>1</sup>

September 2024



<sup>1</sup> Claimed nationality as the persons on the move are undocumented

## Asylum and Temporary Protection\*

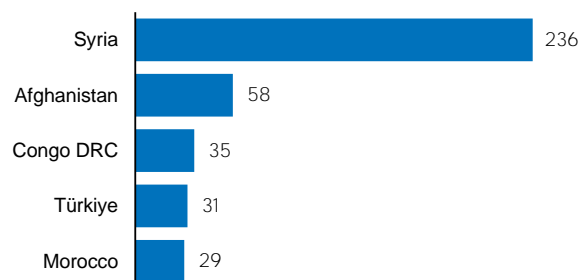
	2020	2021	2022	2023	2024 Jan-Sep	Sep 2024
Intentions to seek asylum	2,830	2,306	4,181	1,654	607	96
Applications for asylum submitted	144	174	320	196	162	6
Persons granted refugee status or subsidiary protection	29	14	30	9	4	2
Negative decisions (rejected or refused)	74	60	65	59	65	11
Suspended cases <sup>1</sup>	119	73	258	115	89	16

<sup>1</sup> Persons who left asylum procedure

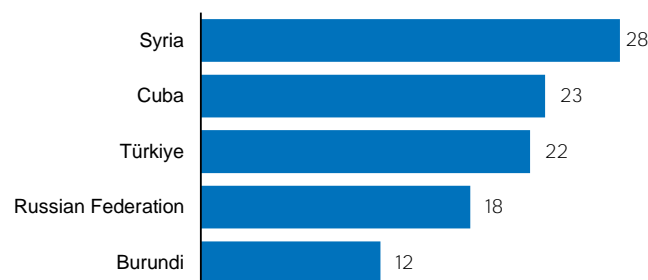
	2022	2023	2024 Jan-Sep	Sep 2024
Temporary protection (persons fleeing Ukraine)	1,115	1,145	903	23

Persons granted protection in Serbia (Refugee Status Determination) - TOTAL 251

### TOP 5 Asylum intentions | 2024

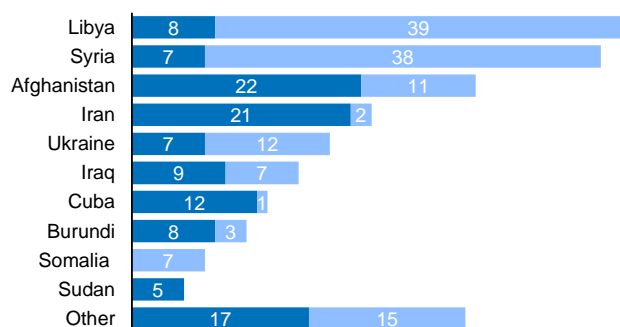


### TOP 5 Asylum applications | 2024

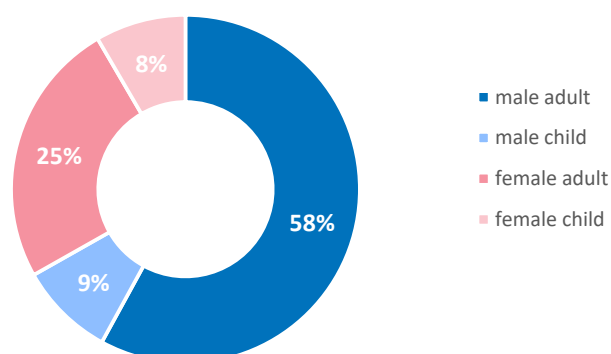


### Positive decisions by Nationality | 2008-2024

■ Refugee status ■ Subsidiary protection

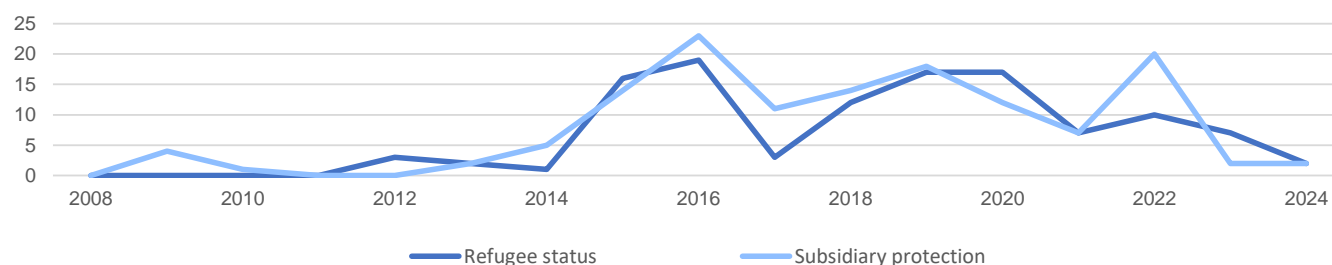


### Positive decision by age and sex<sup>2</sup>



<sup>2</sup> The data is updated annually

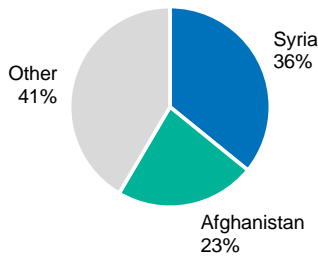
### Positive decisions by year



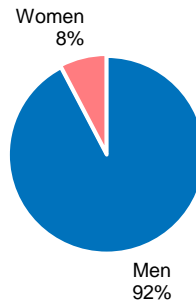
## UNHCR profiling of arrivals\*

**Total profiled individuals – September:** 2,159  
**Total profiled individuals – 2024 (Jan-Sep):** 9,001

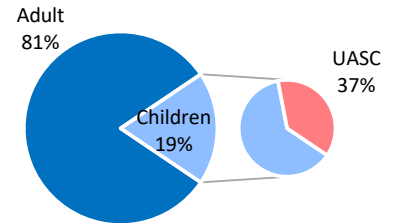
### Profiled by Nationality | 2024



### Profiled by Gender | 2024

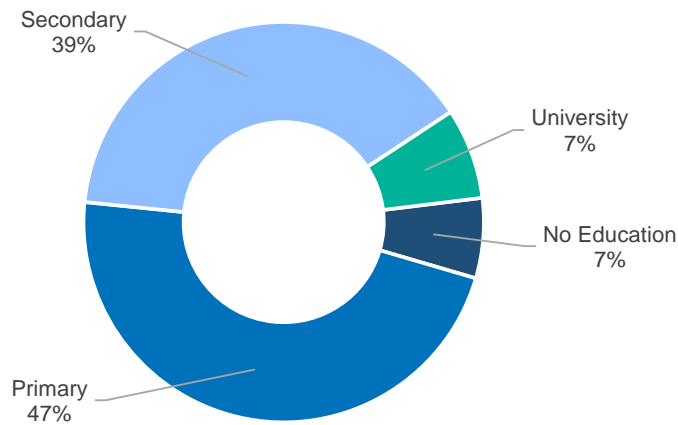


### Profiled by Age | 2024



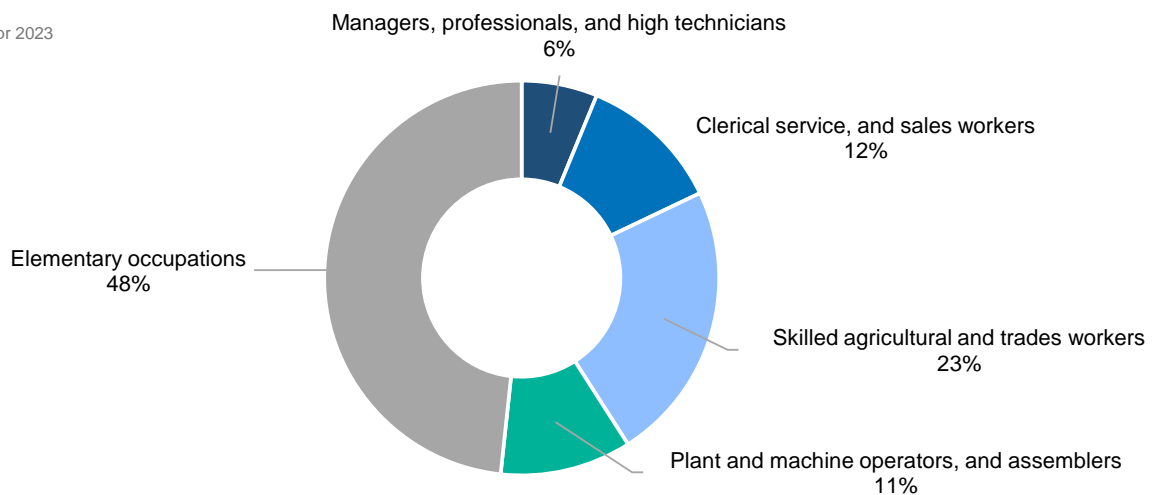
### Level of education

Data collected from Apr 2023



### Occupations

Data collected from Apr 2023



\* Information based on findings of UNHCR staff and partners