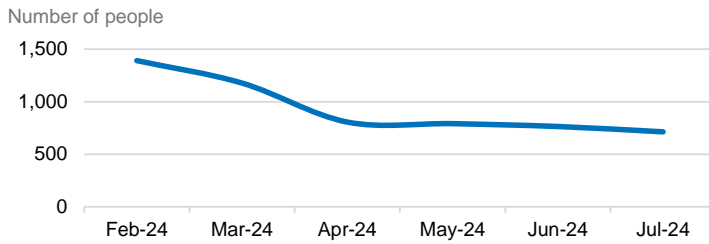


Serbia

July 2024

Asylum-seekers and migrants - presence*

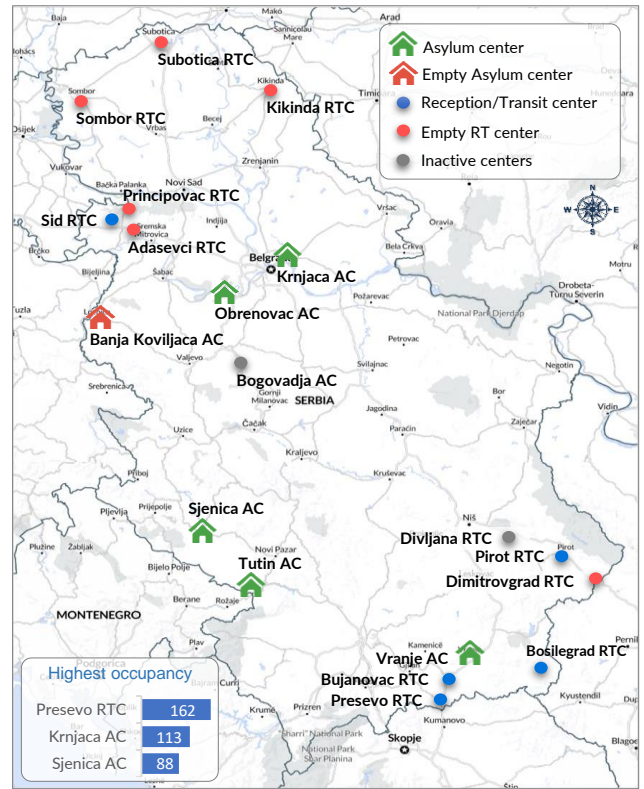
Overall presence



The number of new entries in government centers – July: **1,653**
The number of new entries in government centers Jan - Jul: **10,483**

Total occupancy of government centers – end July: **506**
Total occupancy of government centers – end June: **553**

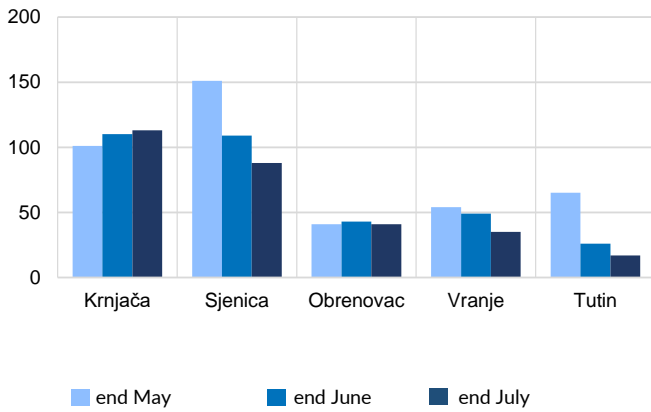
Total of unaccompanied children in centers - end July: **24**
Total of unaccompanied children in centers - end June: **49**



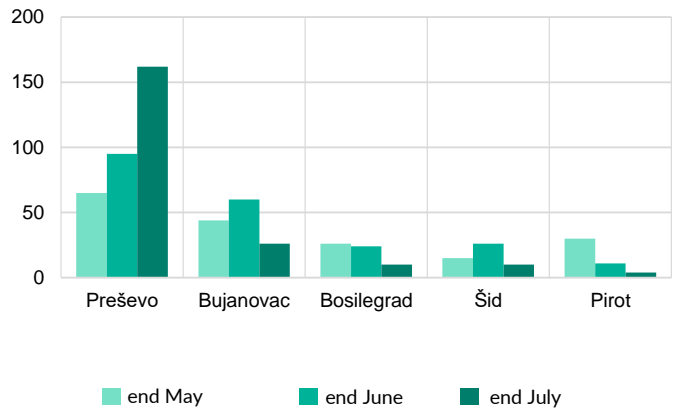
To see Site Profiles, please click on the map

Occupancy of Asylum and Reception/Transit Centers*

Asylum centers

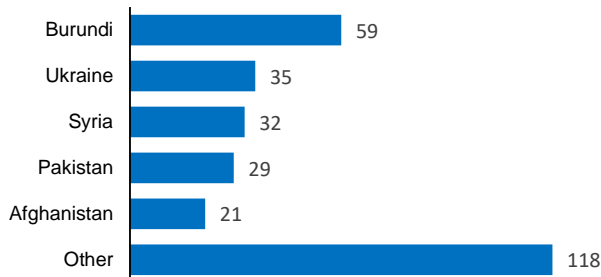


Reception/Transit centers



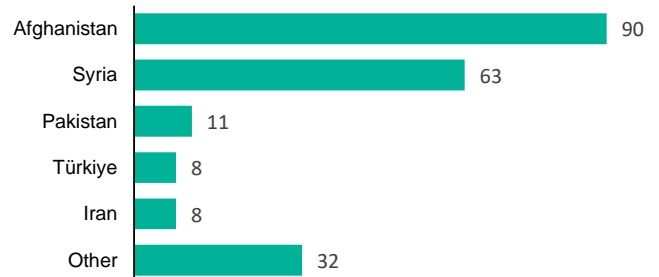
Presence in Asylum Centers by nationality¹

July 2024



Presence in Transit Centers by nationality¹

July 2024



¹ Claimed nationality as the persons on the move are undocumented

Asylum and Temporary Protection*

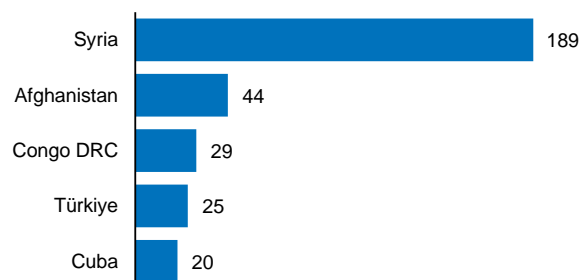
	2020	2021	2022	2023	2024 Jan-Jul	Jul 2024
Intentions to seek asylum	2,830	2,306	4,181	1,654	456	68
Applications for asylum submitted	144	174	320	196	132	28
Persons granted refugee status or subsidiary protection	29	14	30	9	1	0
Negative decisions (rejected or refused)	74	60	65	59	47	12
Suspended cases ¹	119	73	258	115	53	13

¹ Persons who left asylum procedure

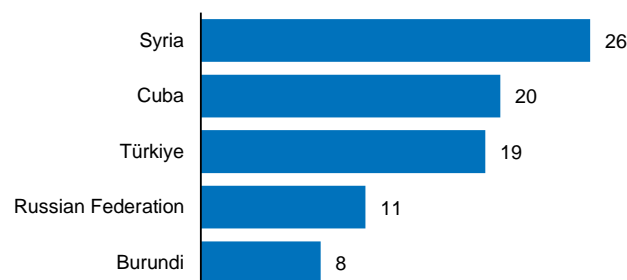
	2022	2023	2024 Jan-Jul	Jul 2024
Temporary protection (persons fleeing Ukraine)	1,115	1,145	862	138

Persons granted protection in Serbia (Refugee Status Determination) - TOTAL 248

TOP 5 Asylum intentions | 2024

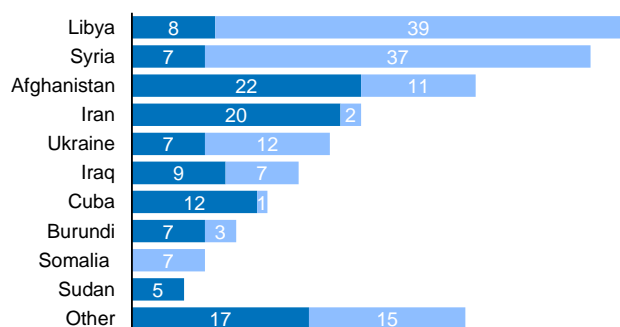


TOP 5 Asylum applications | 2024

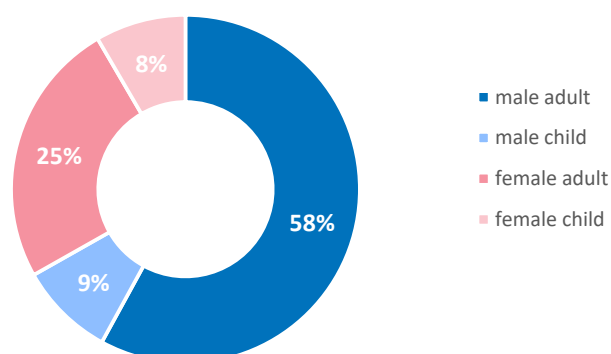


Positive decisions by Nationality | 2008-2024

■ Refugee status ■ Subsidiary protection

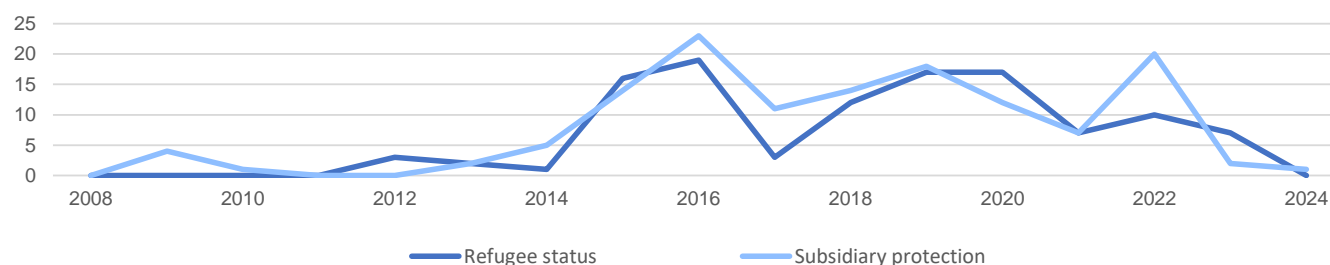


Positive decision by age and sex²



² The data is updated annually

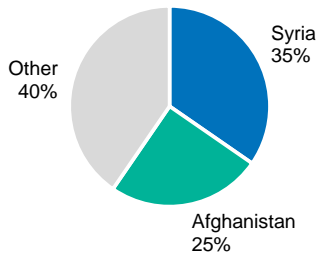
Positive decisions by year



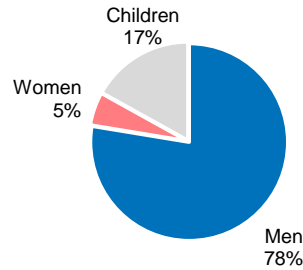
UNHCR profiling of arrivals*

Total profiled individuals – July: 2,042
Total profiled individuals – 2024 (Jan-Jun): 5,423

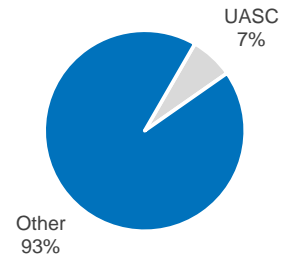
Profiled by Nationality | 2024



Profiled by Gender and Age | 2024

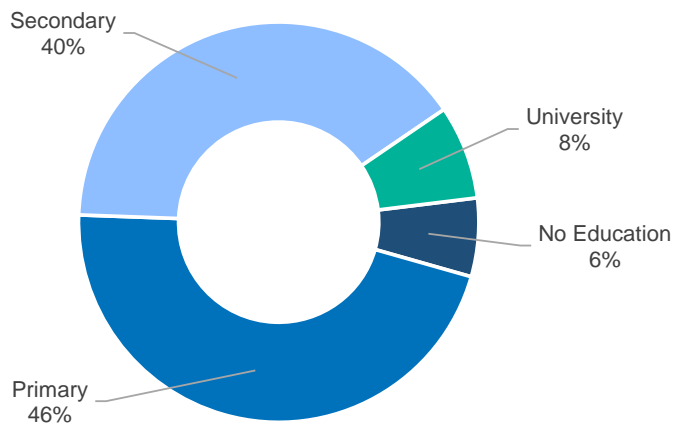


UASC among profiled | 2024



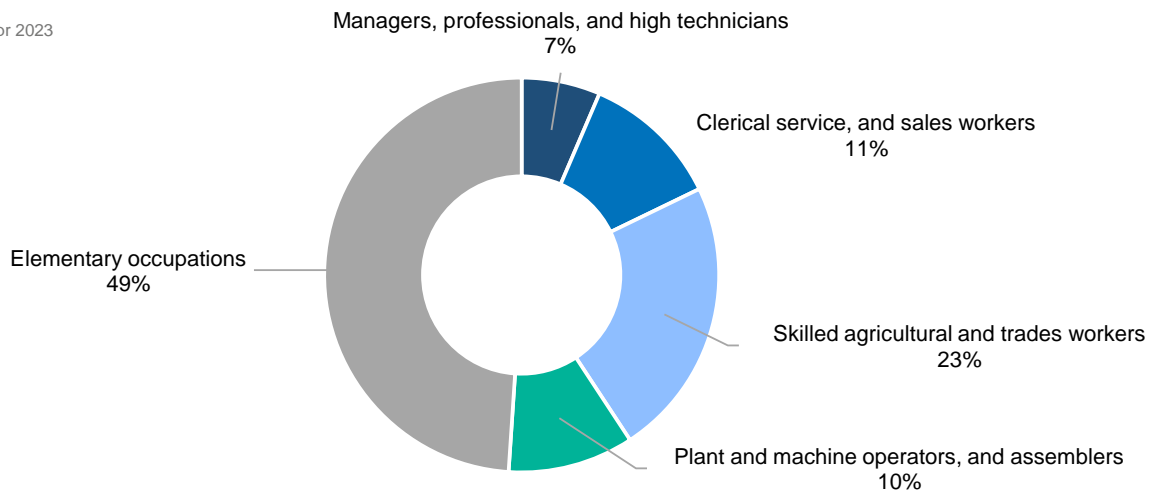
Level of education

Data collected from Apr 2023



Occupations

Data collected from Apr 2023



* Information based on findings of UNHCR staff and partners