










UNDERSTANDING THE SOCIOECONOMIC CONDITIONS OF URBAN REFUGEES IN KENYA

The Kenya Urban Socioeconomic Survey 2020-21 generates evidence to inform policy and targeted programing to support refugees and host communities living in urban areas.

SUMMARY FINDINGS FOR REFUGEES AND HOSTS

	URBAN KENYA		NAIROBI		NAKURU		MOMBASA	
	Refugees	Hosts	Refugees	Hosts	Refugees	Hosts	Refugees	Hosts
REFUGEE AND HOST TRENDS								
 Dependency Ratio	0.6	0.4	0.6	0.3	0.9	0.6	0.7	0.4
 Improved housing	82%	78%	82%	73%	93%	88%	83%	89%
 Access to Improved Drinking Water	91%	92%	92%	87%	93%	61%	76%	17%
 Biomass Fuels for Cooking	26%	10%	25%	1%	57%	34%	54%	22%
REFUGEE ONLY TRENDS								
 Countries of Origin	48% DR Congo 22% Somalia 13% Ethiopia 11% South Sudan 5% Burundi		48% DR Congo 18% Somalia 14% Ethiopia 9% South Sudan 6% Burundi		73% South Sudan 12% Somalia 8% DR Congo 6% Ethiopia		84% Somalia 7% DR Congo 1% Ethiopia 0.7% Burundi 0.2% South Sudan	
 Primary Net Enrolment Rate	69%		70%		79%		53%	
 Secondary Net Enrolment Rate	28%		29%		30%		12%	
 Employment Rate	42%		43%		12%		35%	
 High Food Insecurity	60%		61%		68%		54%	