

# DONOR PROFILES

UNHCR's major donors are listed under the following groups:

- Governmental donors, the European Union, the private sector and national associations
- Intergovernmental donors
- United Nations system donors

All governmental, intergovernmental and UN donors who contributed USD 150,000 or more are included in this chapter. The donor profiles for the private sector and national associations include a list of donors who contributed USD 100,000 or more.

The profiles for governmental donors include rankings based on

the total contribution; unrestricted contributions; and contributions in relation to the population size and GDP of the country concerned.

Rankings are calculated only for governmental donors and the European Union. The profiles for governmental and private sector donors also include a chart showing the level of earmarking in

2013. Definitions of the different earmarking levels are provided in the Glossary.

Only contributions that have been recorded against UNHCR's 2013 budgets are included. Contributions that were received in 2013, but recorded for activities in another year, will be shown in the Global Report for that year.

TABLE 1

Main governmental donors • 2013 | Total contributions

	Total USD
United States of America	1,041,707,225
Japan	252,939,102
European Union	213,490,514
United Kingdom	161,152,531
Sweden	128,910,259
Germany	116,617,788
Kuwait	112,356,762
Denmark	86,486,360
Netherlands	85,568,687
Norway	80,177,988
Canada	75,231,998
Australia	57,522,352
Switzerland	45,866,329
Finland	27,163,702
France	24,320,668
Belgium	19,569,244
Ireland	13,030,631
Russian Federation	12,000,000
Saudi Arabia	11,523,754
Italy	10,531,936

TABLE 2

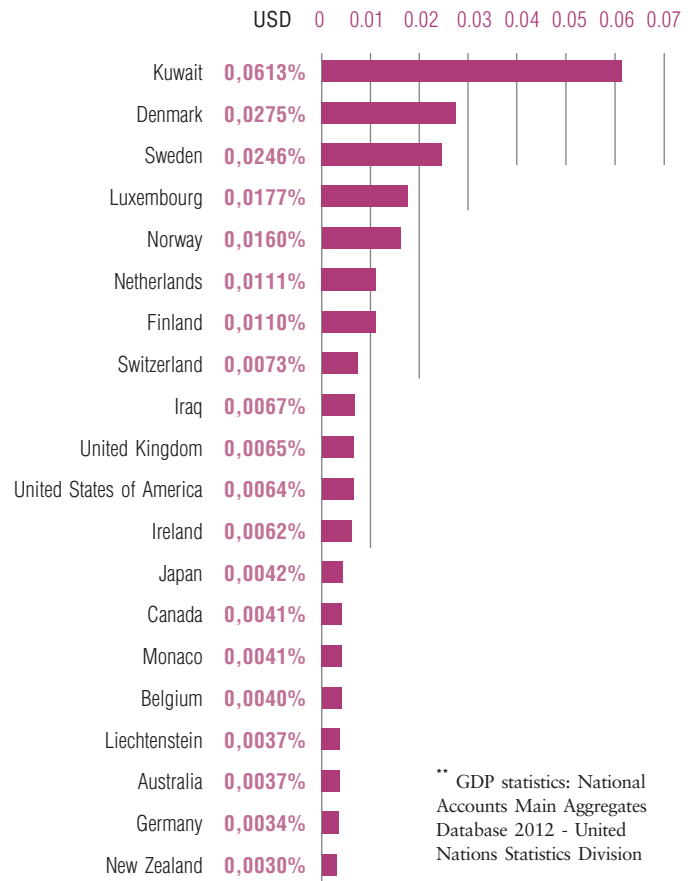
Main governmental donors • 2013 | Unrestricted contributions

	Unrestricted USD
Sweden	87,590,144
Norway	52,966,102
Netherlands	49,543,677
United Kingdom	39,936,102
Denmark	27,874,564
Japan	21,978,366
Australia	19,628,099
Switzerland	15,231,164
France	14,000,000
Canada	12,950,341
Germany	10,389,610
Belgium	9,778,357
Finland	9,090,909
Ireland	7,790,549
New Zealand	5,128,205
Republic of Korea	2,732,357
Luxembourg	1,948,052
Morocco	1,000,000
Saudi Arabia	1,000,000
Austria	766,234

**TABLE 3 Top 20 Donors • 2013** | Contributions per capita\*



**TABLE 4 Top 20 Donors • 2013** | Contributions as a percentage of GDP\*\*



## Australia

Total contribution in USD: **57,522,352** (RANK 12)

Total contribution in currency: **46,498,799** (AUD)

**10,521,231** (USD)

Unrestricted contribution (USD): **19,628,099** (RANK 7)

Donor ranking per GDP: **18**

Donor ranking per capita: **14**

### Private sector

Total contribution in USD: **18,870,383**

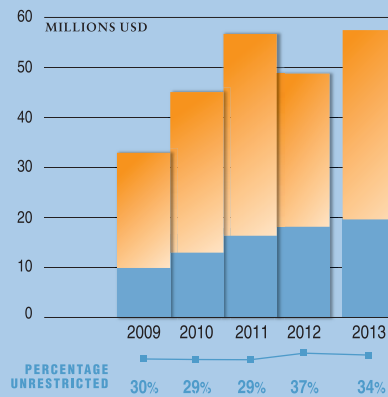
Total contribution in currency: **19,276,917** (AUD) •

**635,000** (USD)

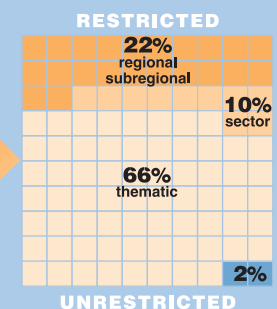
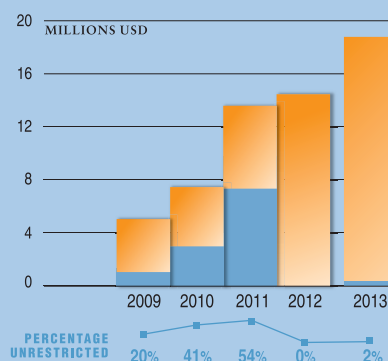
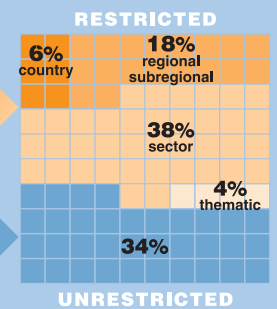
Major donors: USD  
Australia for UNHCR 18,234,053

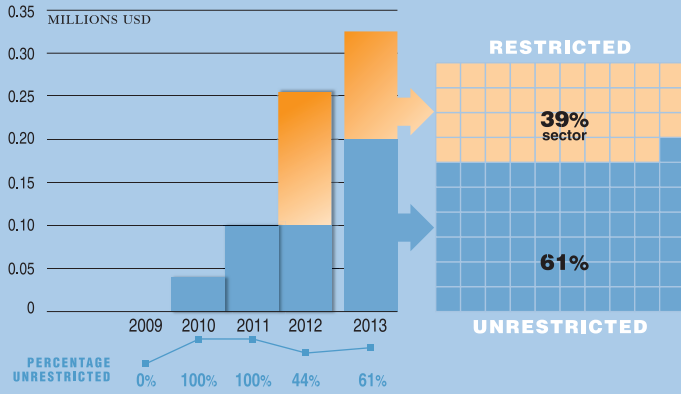
RedR 635,000

### CONTRIBUTIONS TO UNHCR 2009 - 2013



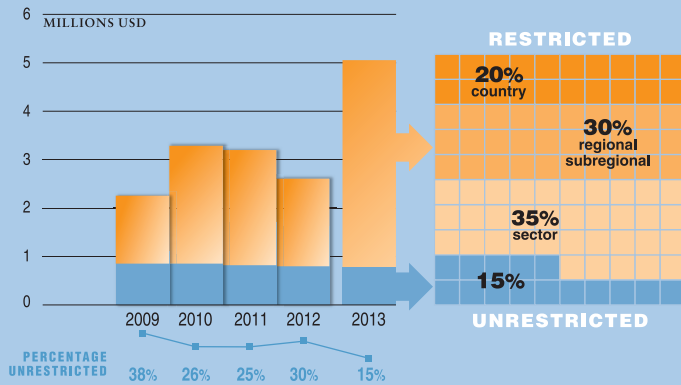
### LEVEL OF EARMARKING IN 2013





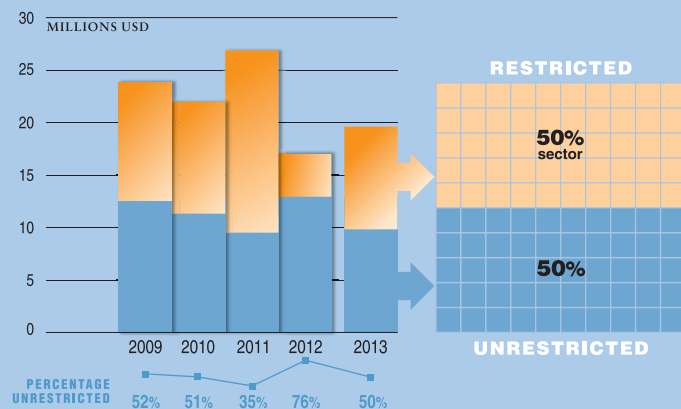
## Argentina

Total contribution in USD: **326,000** [RANK 35]  
 Unrestricted contribution (USD): **200,000** [RANK 26]  
 Donor ranking per GDP: **51**  
 Donor ranking per capita: **53**



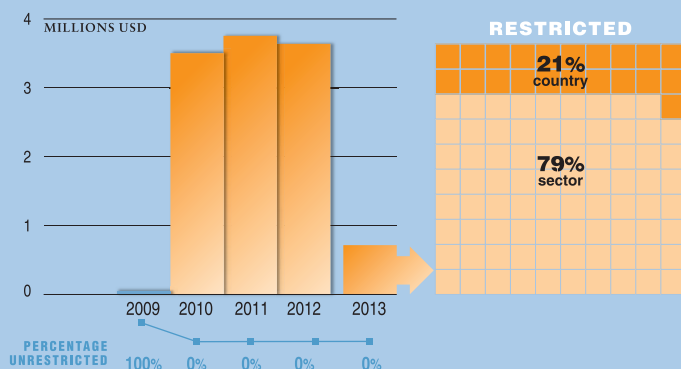
## Austria

Total contribution in USD: **5,032,660** [RANK 26]  
 Total contribution in currency: **3,791,000** (EUR)  
**46,752** (USD)  
 Unrestricted contribution (USD): **766,234** [RANK 20]  
 Donor ranking per GDP: **25**  
 Donor ranking per capita: **20**



## Belgium

Total contribution in USD: **19,569,244** [RANK 16]  
 Total contribution in currency: **14,570,537** (EUR)  
**469,544** (USD)  
 Unrestricted contribution (USD): **9,778,357** [RANK 12]  
 Donor ranking per GDP: **16**  
 Donor ranking per capita: **17**



## Brazil

Total contribution in USD: **714,204** [RANK 32]  
 Total contribution in currency: **54,579** (BRL)  
**690,000** (USD)\*  
 Donor ranking per GDP: **61**  
 Donor ranking per capita: **59**

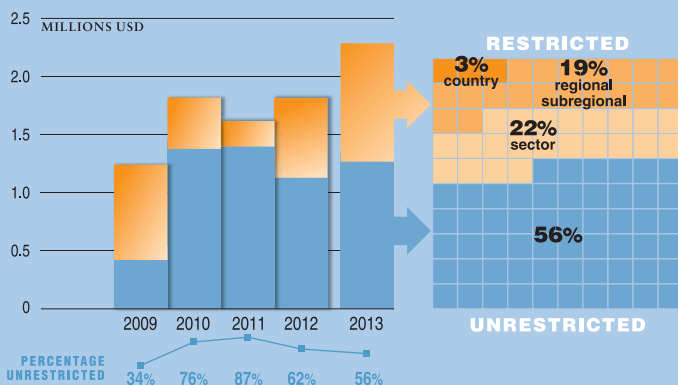
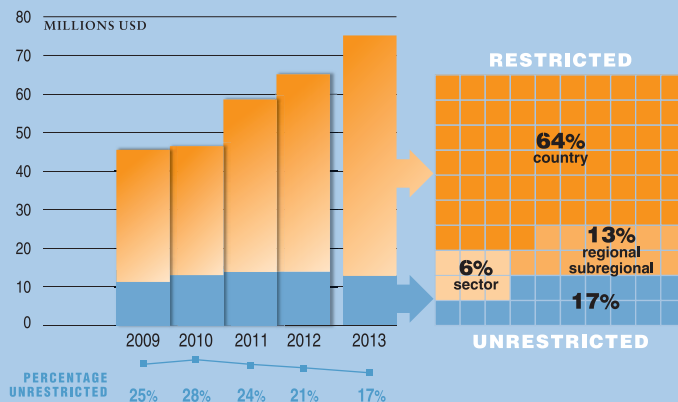
 **Canada**

Total contribution in USD: **75,231,998** [RANK 11]  
 Total contribution in currency: **77,275,000** (CAD)  
 Unrestricted contribution (USD): **12,950,341** [RANK 10]  
 Donor ranking per GDP: **14**  
 Donor ranking per capita: **15**

**Private sector**

Total contribution in USD: **2,292,730**  
 Total contribution in currency: **2,355,991** (CAD)

Major donor: USD  
 Morneau Shepell 462,824



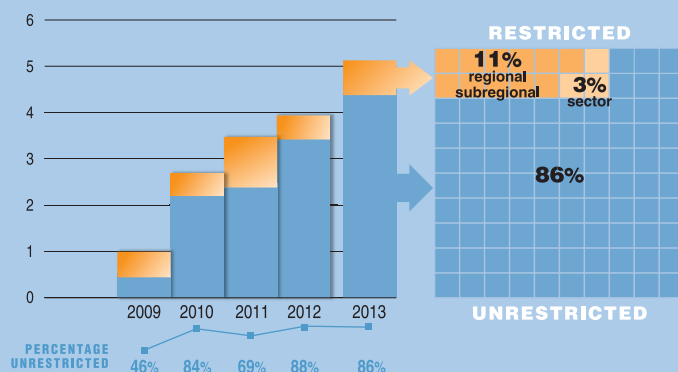
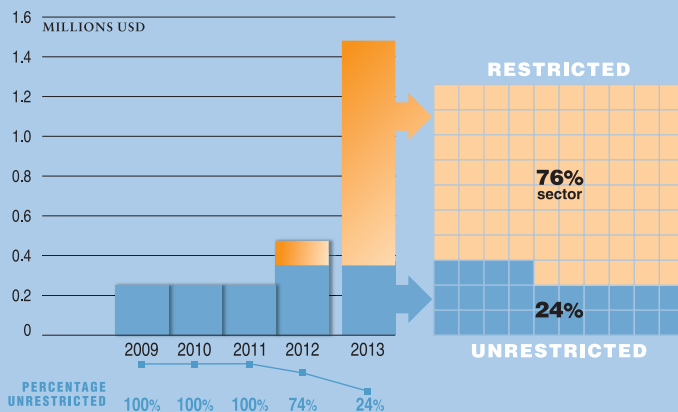
 **China**


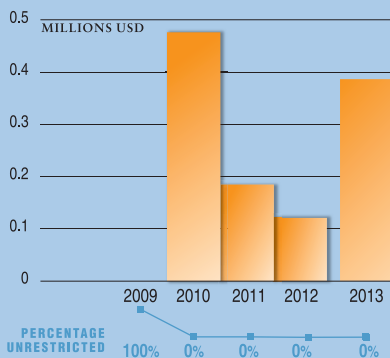
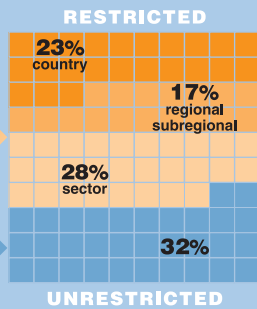
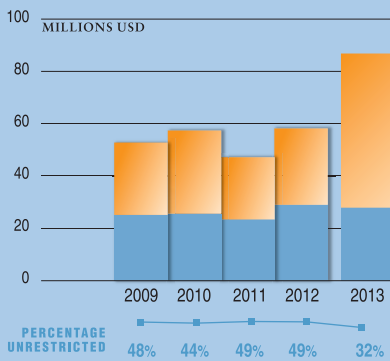
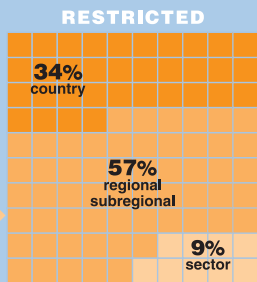
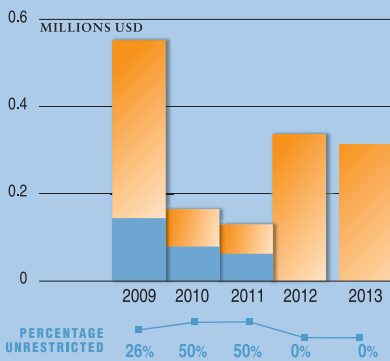
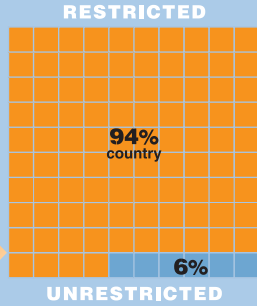
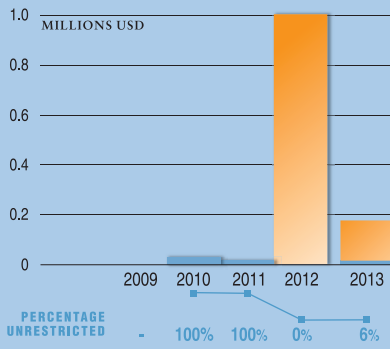
Total contribution in USD: **1,475,014** [RANK 29]  
 Unrestricted contribution (USD): **350,000** [RANK 24]  
 Donor ranking per GDP: **66**  
 Donor ranking per capita: **67**

**Private sector  
in Hong Kong SAR (China)**

Total contribution in USD: **5,128,873**  
 Total contribution in currency: **39,783,948** (HKD)

Major donors: USD  
 Macao Refugee Welfare Association 64,457  
 Shih Wing Ching Foundation 38,672  
 Pak Fah Yeow Medicine Ltd 37,350





## Colombia

Total contribution in USD: **172,162** [RANK 44]  
 Unrestricted contribution (USD): **10,000** [RANK 47]  
 Donor ranking per GDP: **56**  
 Donor ranking per capita: **58**

## Czech Republic

Total contribution in USD: **313,380** [RANK 36]  
 Total contribution in currency: **5,500,000** (CZK)  
**26,665** (USD)  
 Donor ranking per GDP: **41**  
 Donor ranking per capita: **39**

## Denmark

Total contribution in USD: **86,486,360** [RANK 8]  
 Total contribution in currency: **489,811,426** (DKK)  
**535,103** (USD)  
 Unrestricted contribution (USD): **27,874,564** [RANK 5]  
 Donor ranking per GDP: **2**  
 Donor ranking per capita: **4**

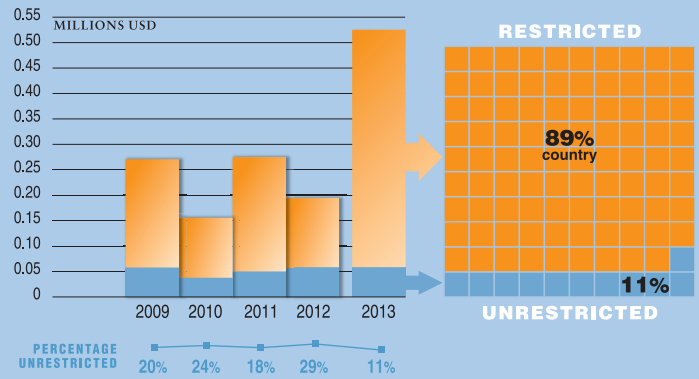
### Private sector

Total contribution in USD: **389,000**

Major donor: **Danish Refugee Council** USD **389,000**

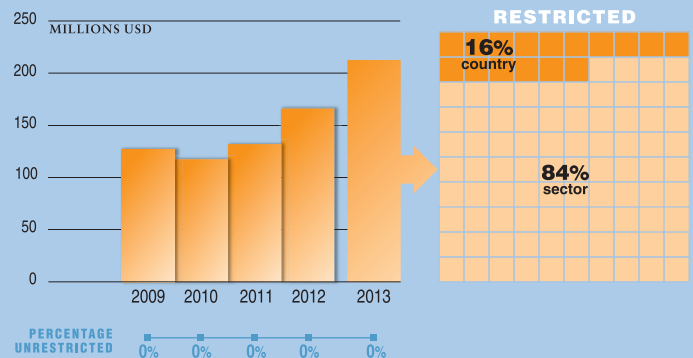
## Estonia

Total contribution in USD: **525,101** [RANK 33]  
 Total contribution in currency: **395,000** (EUR)  
 Unrestricted contribution (USD): **58,290** [RANK 32]  
 Donor ranking per GDP: **21**  
 Donor ranking per capita: **22**



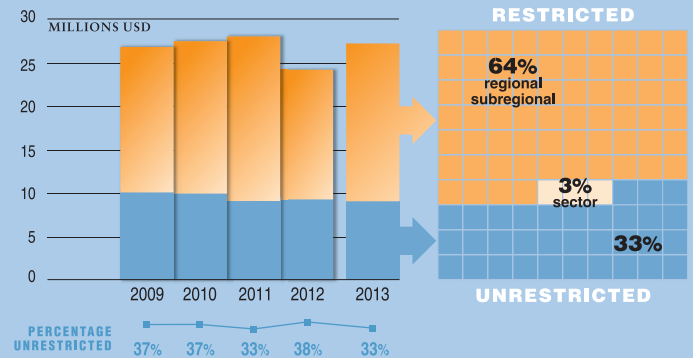
## European Union

Total contribution in USD: **213,490,514** [RANK 3]  
 Total contribution in currency: **162,844,243** (EUR)



## Finland

Total contribution in USD: **27,163,702** [RANK 14]  
 Total contribution in currency: **20,300,000** (EUR)  
**697,214** (USD)  
 Unrestricted contribution (USD): **9,090,909** [RANK 13]  
 Donor ranking per GDP: **7**  
 Donor ranking per capita: **10**

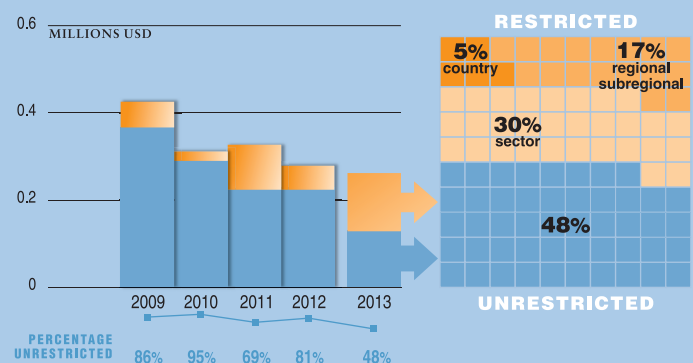


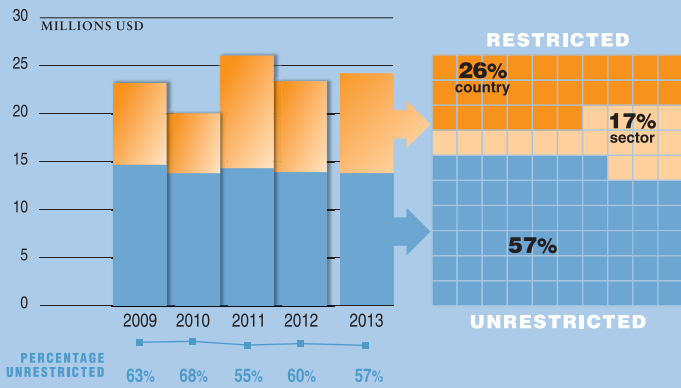
## Greece

### Private sector

Total contribution in USD: **254,178**  
 Total contribution in currency: **194,388** (EUR)

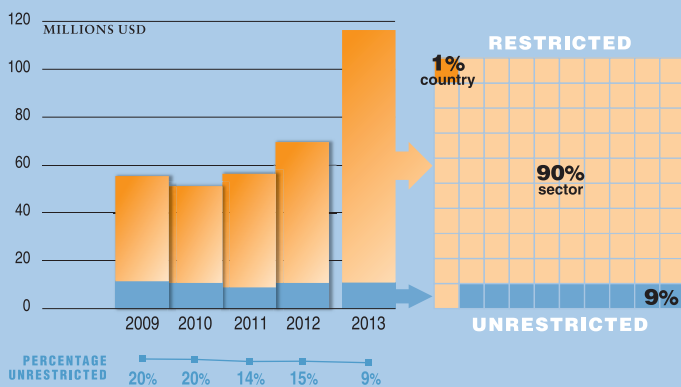
Major donor: **Stavros Niarchos Foundation** USD **76,628**





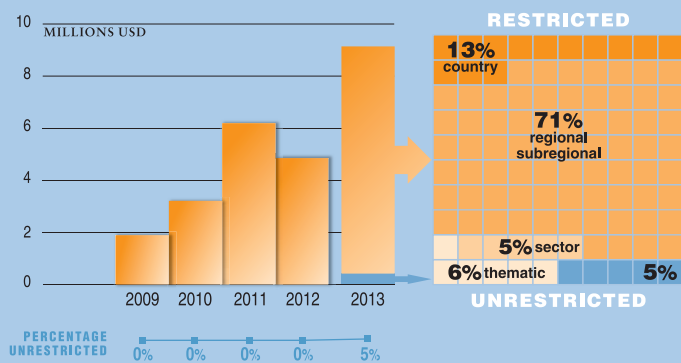
## France

*Total contribution in USD:* **24,320,668** [RANK 15]  
*Total contribution in currency:* **2,851,000** (EUR)  
**20,527,752** (USD)  
*Unrestricted contribution (USD):* **14,000,000** [RANK 9]  
*Donor ranking per GDP:* **29**  
*Donor ranking per capita:* **23**



## Germany

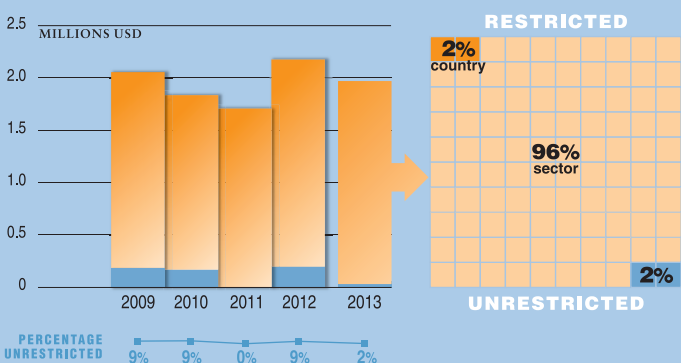
*Total contribution in USD:* **116,617,788** [RANK 6]  
*Total contribution in currency:* **87,693,512** (EUR)  
**918,517** (USD)  
*Unrestricted contribution (USD):* **10,389,610** [RANK 11]  
*Donor ranking per GDP:* **19**  
*Donor ranking per capita:* **18**



## Private sector

*Total contribution in USD:* **9,149,960**  
*Total contribution in currency:* **6,847,111** (EUR) • **10,000** (CHF)

Major donor: USD  
 UNO-Flüchtlingshilfe Stiftung e.V. 9,138,935



## Hungary

*Total contribution in USD:* **1,958,644** [RANK 27]  
*Total contribution in currency:* **60,000** (EUR)  
**1,879,625** (USD)  
*Unrestricted contribution (USD):* **38,314** [RANK 36]  
*Donor ranking per GDP:* **23**  
*Donor ranking per capita:* **28**



# Iraq

Total contribution in USD: **9,965,812** [RANK 21]

Total contribution in currency: **11,660,000,000** (IQD)

Donor ranking per GDP: **9**

Donor ranking per capita: **24**

## Private sector

Total contribution in USD: **613,380**

Total contribution in currency: **378,332,000** (IQD) •  
**290,019** (USD)



# Italy

Total contribution in USD: **10,531,936** [RANK 20]

Total contribution in currency: **7,749,637** (EUR)  
**323,480** (USD)

Unrestricted contribution (USD): **646,831** [RANK 22]

Donor ranking per GDP: **35**

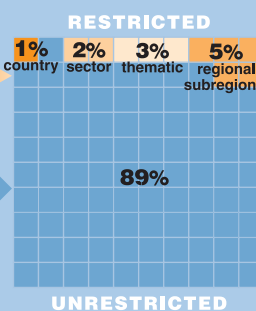
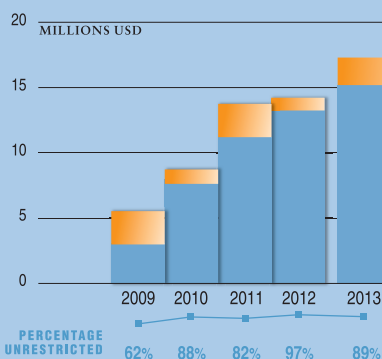
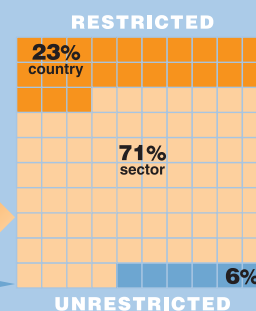
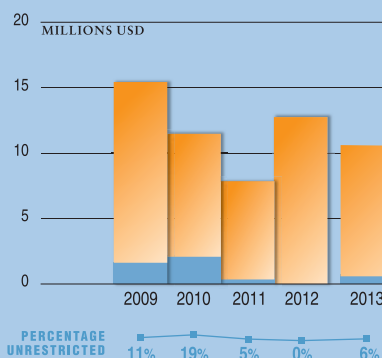
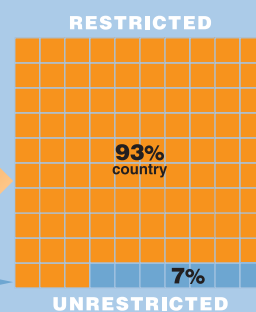
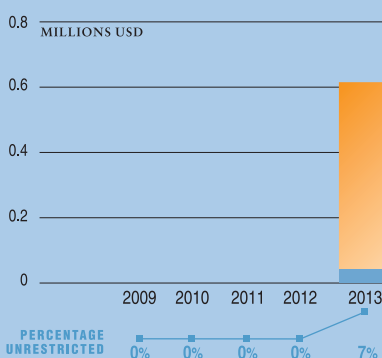
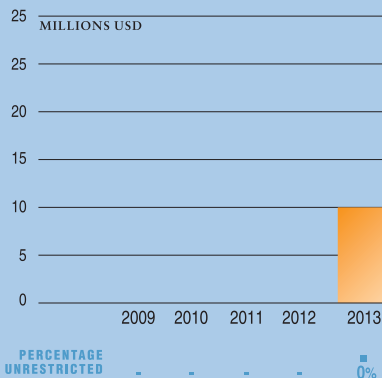
Donor ranking per capita: **29**

## Private sector

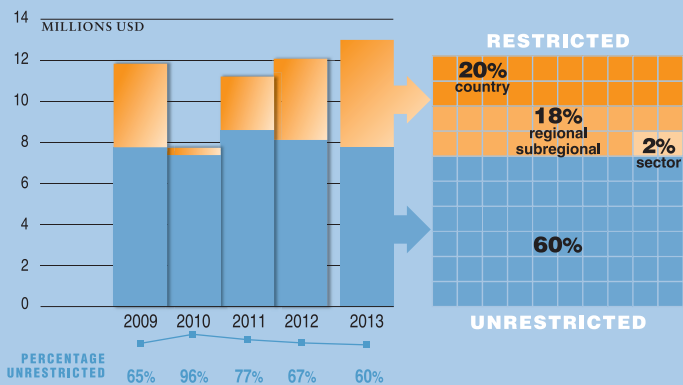
Total contribution in USD: **17,254,729**

Total contribution in currency: **13,039,841** (EUR)

Major donors:	USD
Fondazione Prosolidar-Onlus	332,902
AC Milan	194,805
Nando Peretti Foundation	163,620
Consiglio Italiano Rifugiati	144,937
CNA	64,350

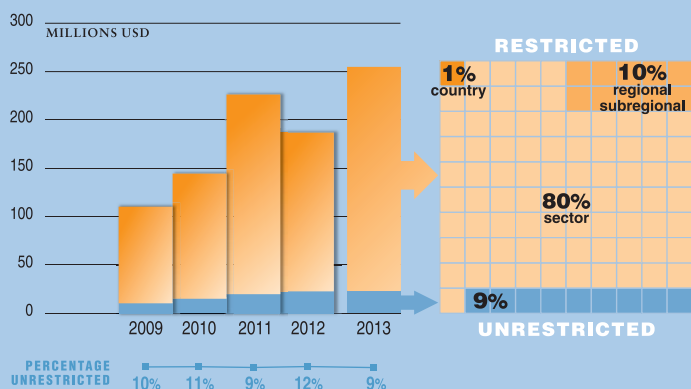






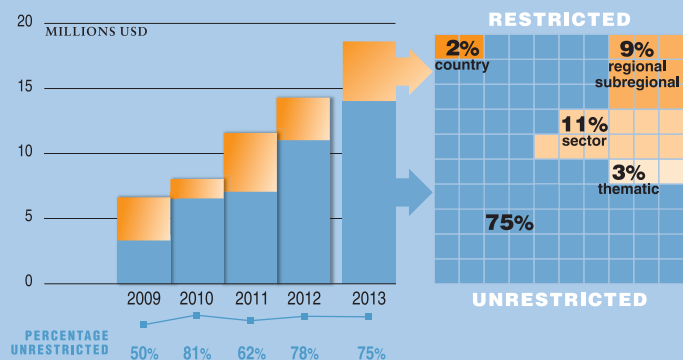
## Ireland

Total contribution in USD: **13,030,631** [RANK 17]  
 Total contribution in currency: **9,895,000** (EUR)  
**187,500** (USD)  
 Unrestricted contribution (USD): **7,790,549** [RANK 14]  
 Donor ranking per GDP: **12**  
 Donor ranking per capita: **12**



## Japan

Total contribution in USD: **252,939,102** [RANK 2]  
 Total contribution in currency: **5,819,172,943** (JPY)  
**194,996,004** (USD)  
 Unrestricted contribution (USD): **21,978,366** [RANK 6]  
 Donor ranking per GDP: **13**  
 Donor ranking per capita: **16**



## Private sector

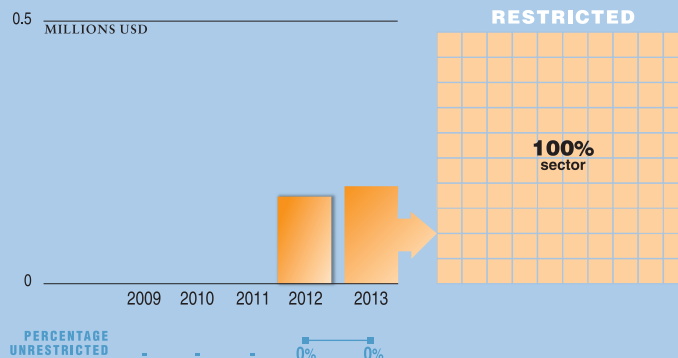
Total contribution in USD: **18,702,767**  
 Total contribution in currency: **1,509,933,402** (JPY) •  
**3,227,949** (USD)

Major donors:	USD
Japan Association for UNHCR	15,654,433
Tokyo Marathon Foundation	135,955
Fuji Optical Co., Ltd	100,000
Shinnyo-en Buddhist Order	95,000

Others	USD
Fast retailing Co., (UNIQLO)	2,867,208
Panasonic Corporation	80,000
ADEO Japan	29,804

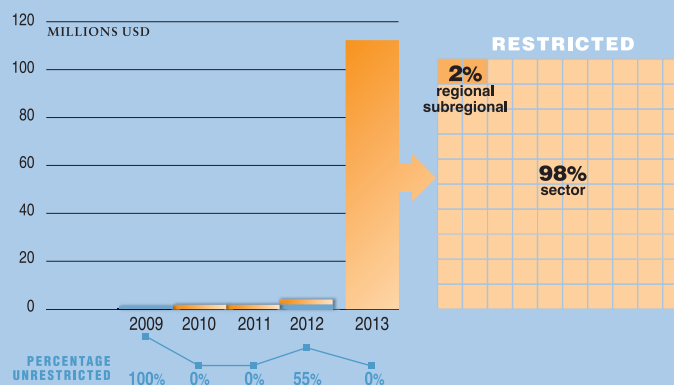
## Kazakhstan

Total contribution in USD: **184,999** [RANK 42]  
 Total contribution in currency: **184,999**  
 Donor ranking per GDP: **48**  
 Donor ranking per capita: **48**



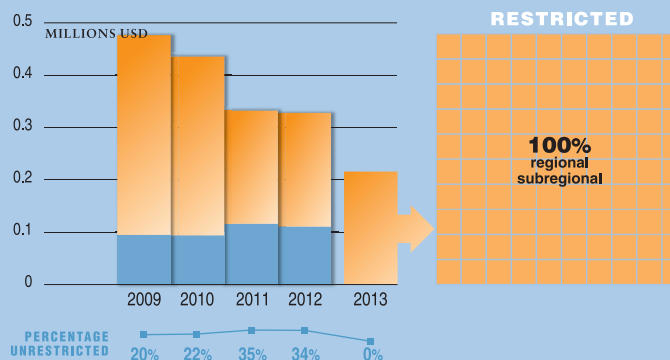
## Kuwait

Total contribution in USD: **112,356,762** [RANK 7]  
 Total contribution in currency: **112,356,762** (USD)  
 Donor ranking per GDP: **1**  
 Donor ranking per capita: **1**



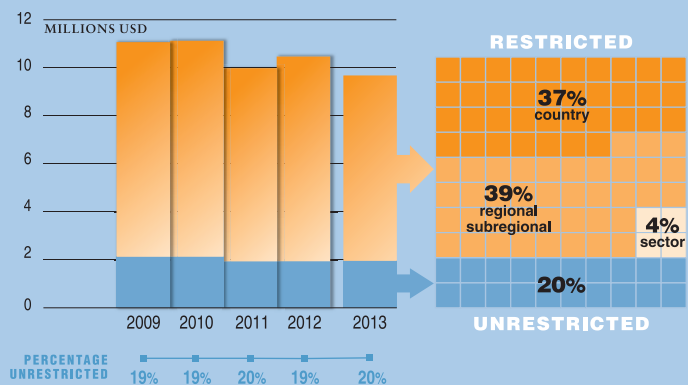
## Liechtenstein

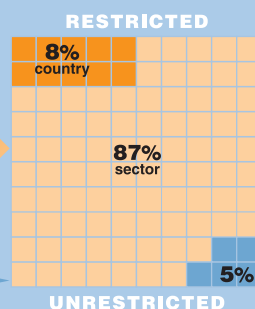
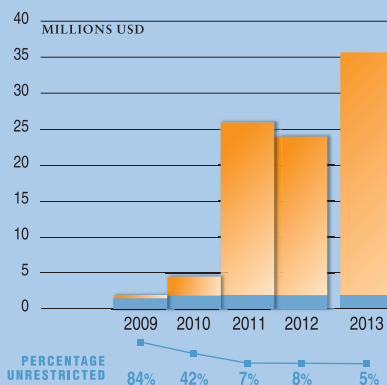
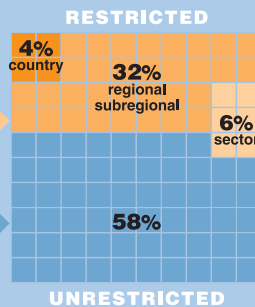
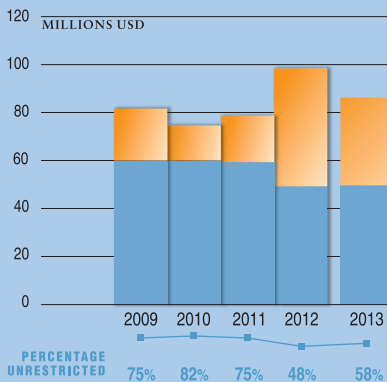
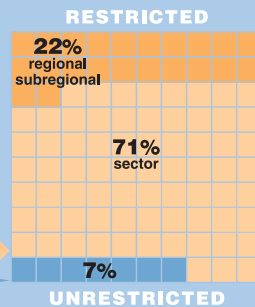
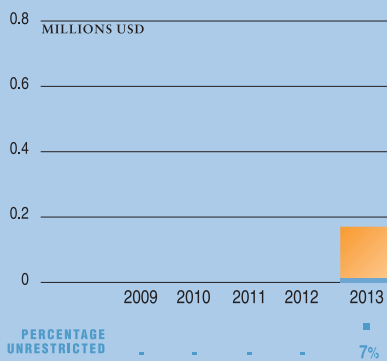
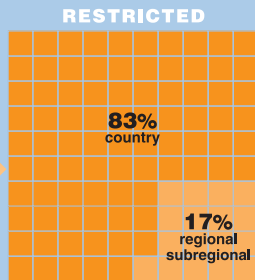
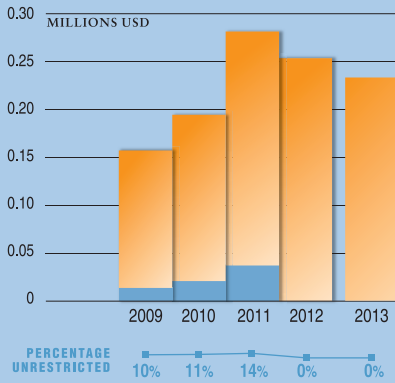
Total contribution in USD: **215,983** [RANK 39]  
 Total contribution in currency: **200,000** (CHF)  
 Donor ranking per GDP: **17**  
 Donor ranking per capita: **7**



## Luxembourg

Total contribution in USD: **9,740,260** [RANK 22]  
 Total contribution in currency: **7,500,000** (EUR)  
 Unrestricted contribution (USD): **1,948,052** [RANK 17]  
 Donor ranking per GDP: **4**  
 Donor ranking per capita: **2**





## Monaco

Total contribution in USD: **233,766** [RANK 38]  
 Total contribution in currency: **180,000** (EUR)  
 Donor ranking per GDP: **15**  
 Donor ranking per capita: **6**

### Private sector

Total contribution in USD: **169,096**  
 Total contribution in currency: **105,000** (EUR) •  
**29,970** (USD)

## Netherlands

Total contribution in USD: **85,568,687** [RANK 9]  
 Total contribution in currency: **38,000,000** (EUR)  
**36,025,010** (USD)  
 Unrestricted contribution (USD): **49,543,677** [RANK 3]  
 Donor ranking per GDP: **6**  
 Donor ranking per capita: **9**

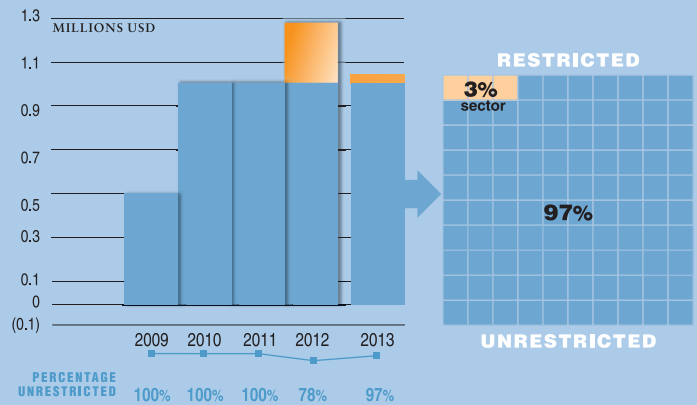
### Private sector

Total contribution in USD: **35,610,297**  
 Total contribution in currency: **24,703,406** (EUR)  
**3,447,378** (USD)

Major donors:	USD
Stichting IKEA Foundation	32,955,422
Dutch Postcode Lottery (NPL)	2,606,798
Stichting Turing Foundation	48,077

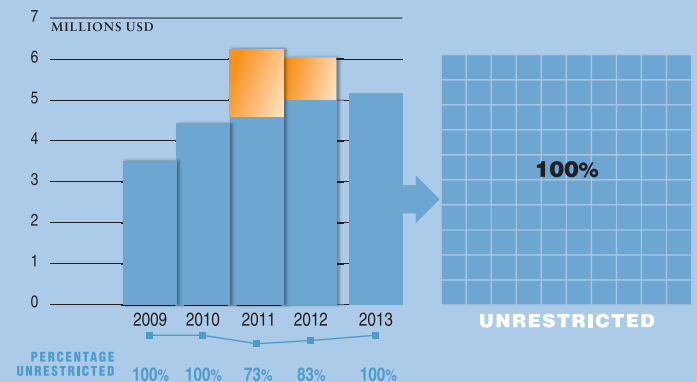
 **Morocco**

Total contribution in USD: **1,028,589** [RANK 31]  
 Unrestricted contribution (USD): **1,000,000** [RANK 18]  
 Donor ranking per GDP: **26**  
 Donor ranking per capita: **38**



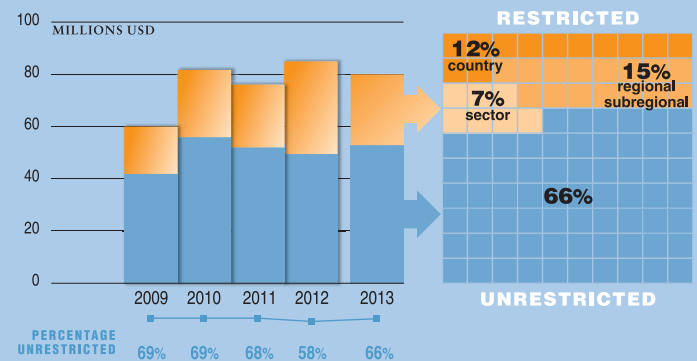
 **New Zealand**

Total contribution in USD: **5,128,205** [RANK 25]  
 Unrestricted contribution (USD): **5,128,205** [RANK 15]  
 Donor ranking per GDP: **20**  
 Donor ranking per capita: **19**



 **Norway**

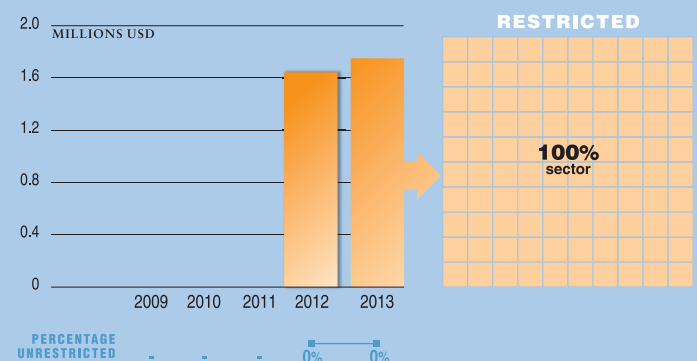
Total contribution in USD: **80,177,988** [RANK 10]  
 Total contribution in currency: **451,824,698** (NOK)  
**950,834** (USD)  
 Unrestricted contribution (USD): **52,966,102** [RANK 2]  
 Donor ranking per GDP: **5**  
 Donor ranking per capita: **3**

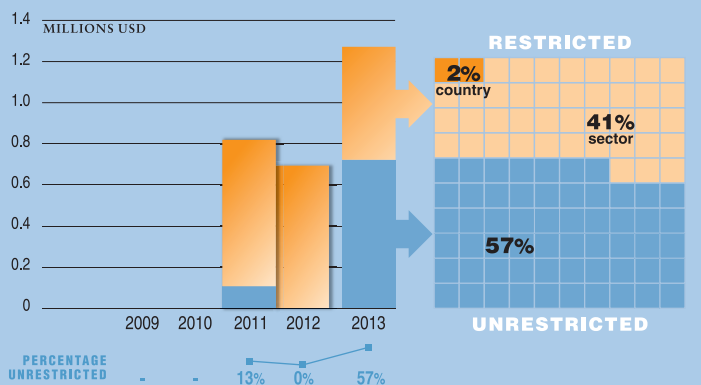


**Private sector**

Total contribution in USD: **1,744,000**

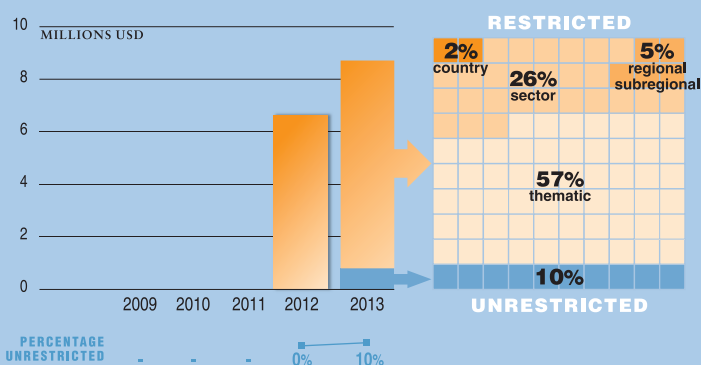
Major donor: USD  
 Norwegian Refugee Council 1,744,000





## Poland

*Total contribution in USD:* **1,272,774** [RANK 30]  
*Total contribution in currency:* **961,953** (CHF)  
**228,610** (USD)  
*Unrestricted contribution (USD):* **726,450** [RANK 21]  
*Donor ranking per GDP:* **39**  
*Donor ranking per capita:* **36**

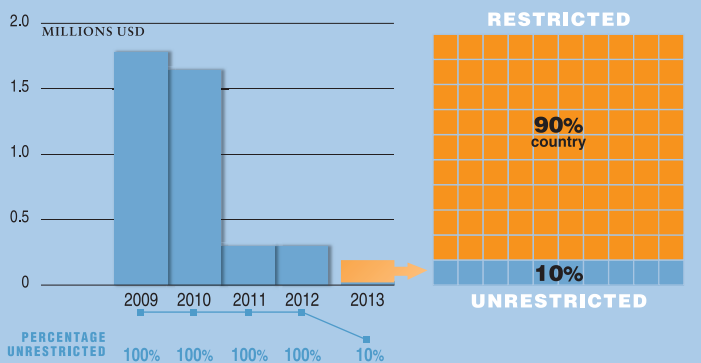


## Qatar

### Private sector

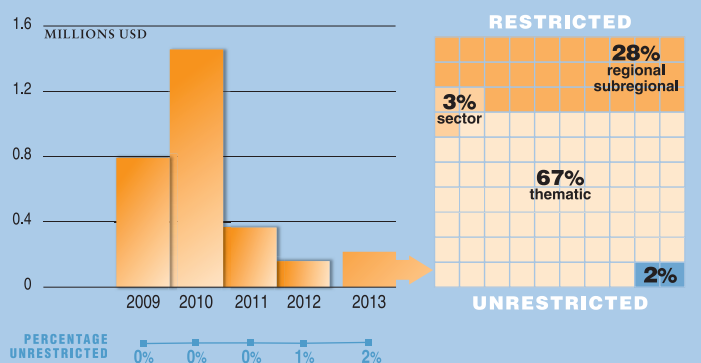
*Total contribution in USD:* **8,738,406**

Major donors:	USD
Educate A Child Programme	6,738,406
Education Above All Foundation	2,000,000
Qatar Charity	0



## Portugal

*Total contribution in USD:* **195,009** [RANK 41]  
*Total contribution in currency:* **130,000** (EUR)  
**20,000** (USD)  
*Unrestricted contribution (USD):* **20,000** [RANK 39]  
*Donor ranking per GDP:* **47**  
*Donor ranking per capita:* **41**



### Private sector

*Total contribution in USD:* **220,656**  
*Total contribution in currency:* **167,000** (EUR)

Major donors:	USD
Município Paredes	108,957
Fundação Calouste Gulbenkian	65,445
REN Redes Energeticas Nacionas	39,735



## Republic of Korea

Total contribution in USD: **5,946,689** [RANK 24]

Unrestricted contribution (USD): **2,732,357** [RANK 16]

Donor ranking per GDP: **34**

Donor ranking per capita: **32**

### Private sector

Total contribution in USD: **5,363,590**

Total contribution in currency: **5,886,030,630** (KRW)



## Romania

Total contribution in USD: **267,350** [RANK 37]

Total contribution in currency: **100,000** (EUR)

**131,665** (USD)

Unrestricted contribution (USD): **135,685** [RANK 29]

Donor ranking per GDP: **42**

Donor ranking per capita: **46**



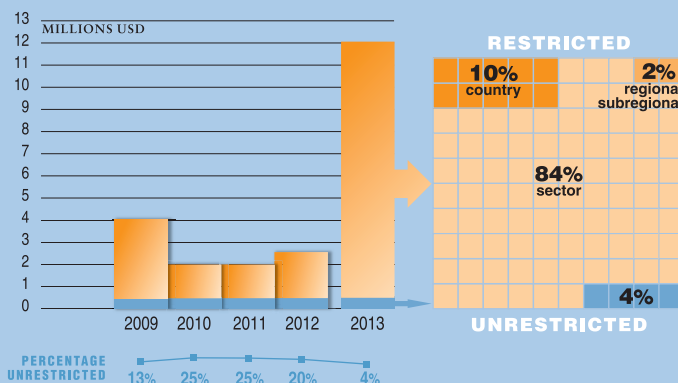
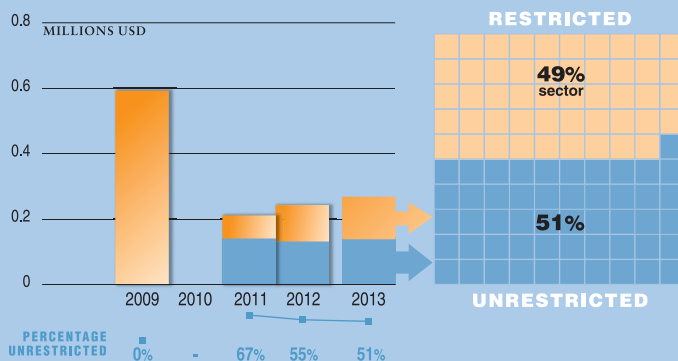
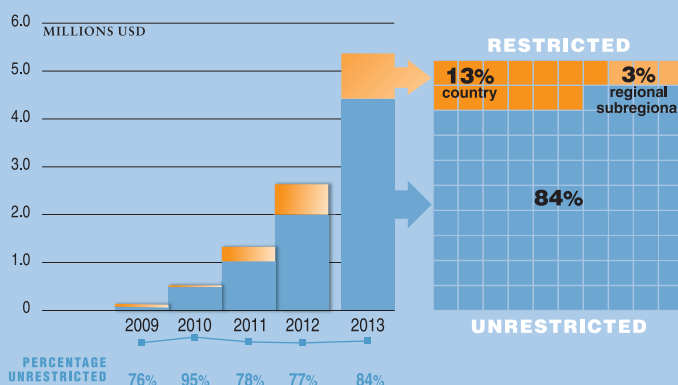
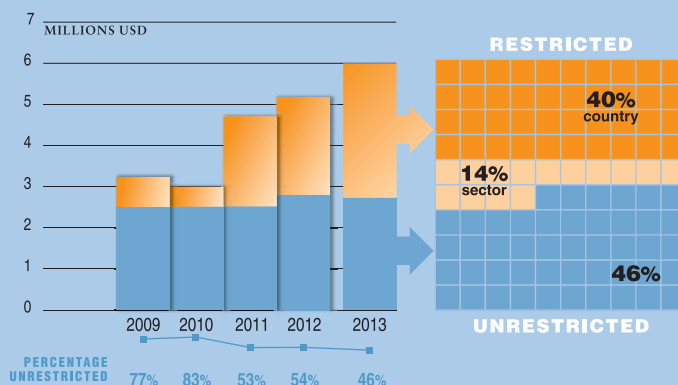
## Russian Federation

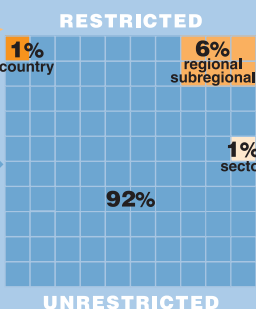
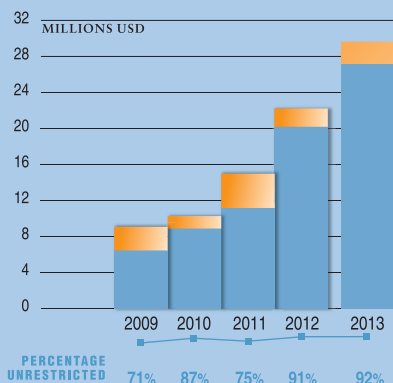
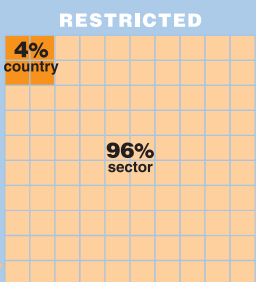
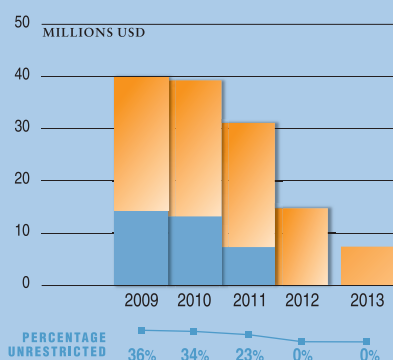
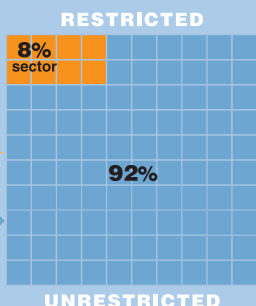
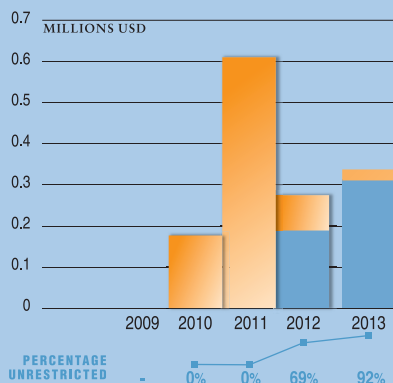
Total contribution in USD: **12,000,000** [RANK 18]

Unrestricted contribution (USD): **500,000** [RANK 23]

Donor ranking per GDP: **32**

Donor ranking per capita: **33**





## South Africa

Total contribution in USD: **337,385** [RANK 34]  
 Total contribution in currency: **286,100** (CHF)  
**26,148** (USD)  
 Unrestricted contribution (USD): **311,237** [RANK 25]  
 Donor ranking per GDP: **50**  
 Donor ranking per capita: **55**

## Spain \*

Total contribution in USD: **7,596,836** [RANK 23]  
 Total contribution in currency: **5,725,975** (EUR)  
 Donor ranking per GDP: **33**  
 Donor ranking per capita: **30**

\* Contributions from Spain are divided between the central Government (4,304,900 USD) and decentralized public sources (3,291,936 USD). The latter are channelled through España con ACNUR as follows:

Contributions from Regional and Local Public Sources USD	
Autonomous Community of Andalusia	1,356,852
Autonomous Community of Asturias	342,418
Provincial Government of Bizkaia	286,736
City Council of Zaragoza	258,004
Autonomous Community of Extremadura	241,379
Catalan Fund for Development Cooperation	130,378
City Council of Barcelona	122,282
City Council of Bilbao	91,059
Autonomous Community of Castilla la Mancha	86,956
Sub-total	2,916,067
Other Public Sources	379,475
<b>Grand total</b>	<b>3,295,543</b>

## Private sector

Total contribution in USD: **29,394,706**  
 Total contribution in currency: **22,075,483** (EUR)

Major donor: USD  
 Espana con ACNUR (ECA) 29,374,508

### Private sector donations through ECA

Fundación La Caixa	268,097
Fundación Probitas	189,791
Banco Bilbao Vizcaya - Argentaria (BBVA)	85,089
Gredos San Diego S. Coop. Mad	43,767



# Saudi Arabia

Total contribution in USD: **11,523,754** [RANK 19]

Total contribution in currency: **11,523,754** (USD)

Unrestricted contribution (USD): **1,000,000** [RANK 19]

Donor ranking per GDP: **22**

Donor ranking per capita: **21**

## Private sector

Total contribution in USD: **315,145**

Total contribution in currency: **375,000** (SAR) • **215,145** (USD)

Major donors:	USD
Alwaleed bin Talal Foundation - Global	200,000
World Assembly of Muslim Youth	100,000



# Sweden

Total contribution in USD: **128,910,259\*** [RANK 5]

Total contribution in currency: **850,769,024** (SEK)

**1,201,754** (USD)

Unrestricted contribution (USD): **87,590,144** [RANK 1]

Donor ranking per GDP: **3**

Donor ranking per capita: **5**

\* Following financial adjustments, USD 7,608,173 has been written off in the accounts as per IPSAS procedures

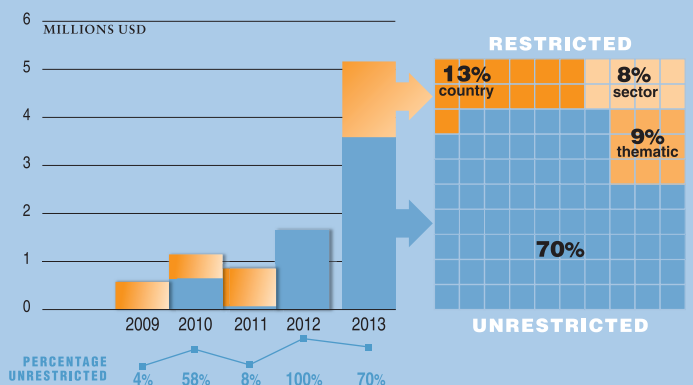
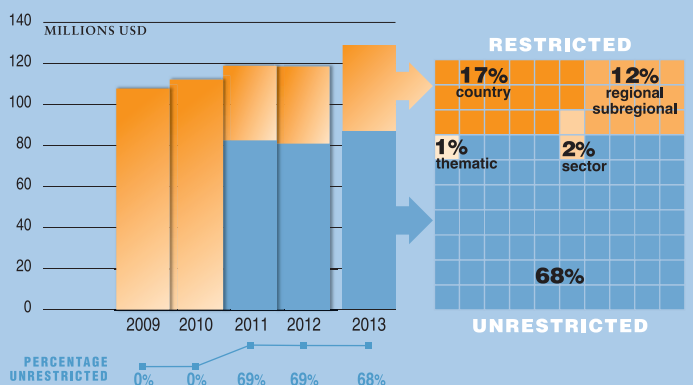
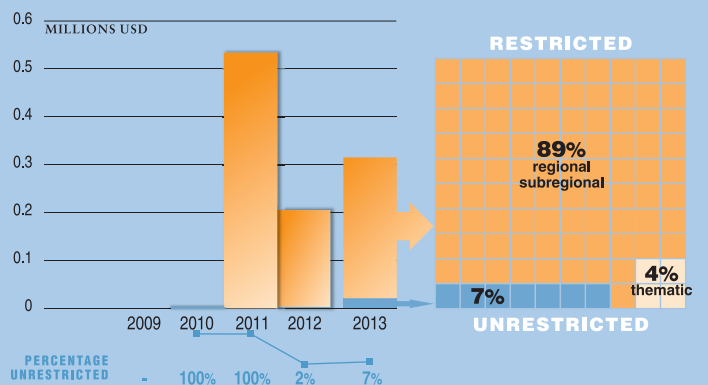
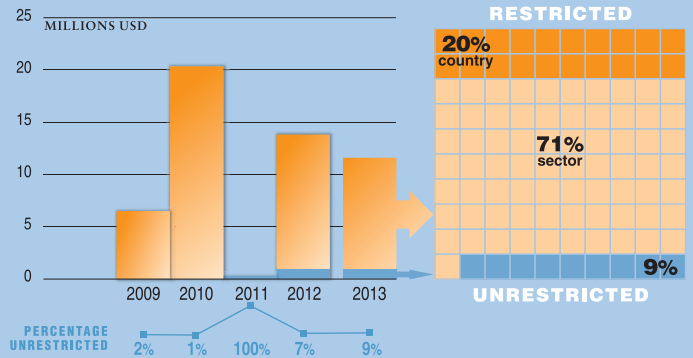
## Private sector

Total contribution in USD: **5,154,167**

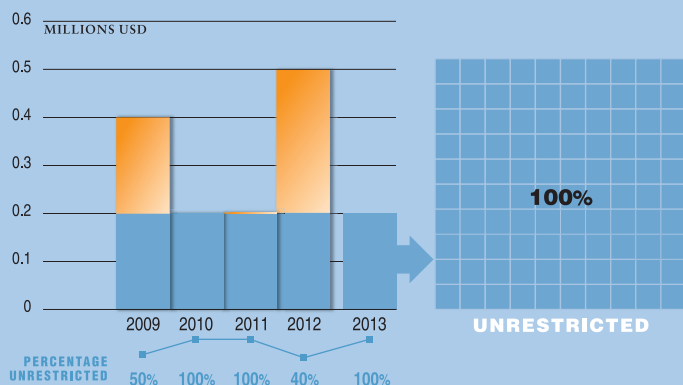
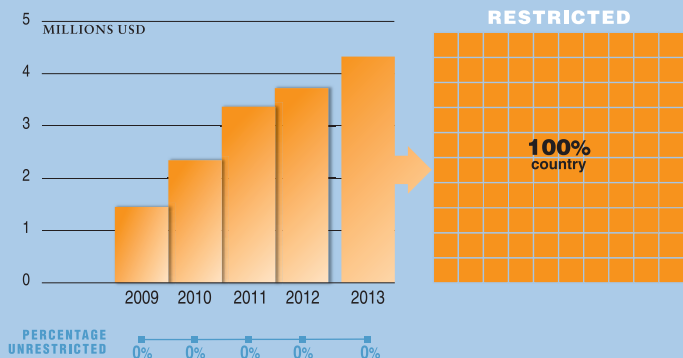
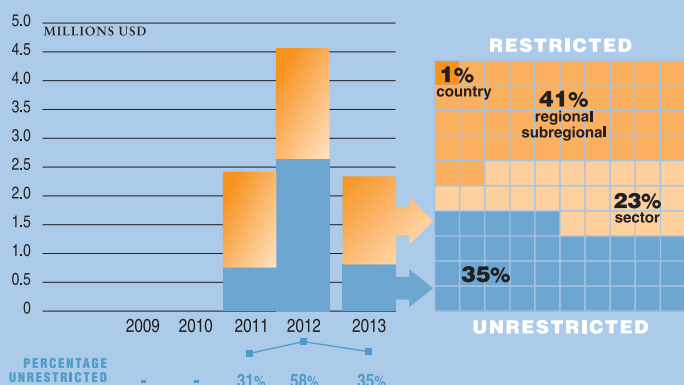
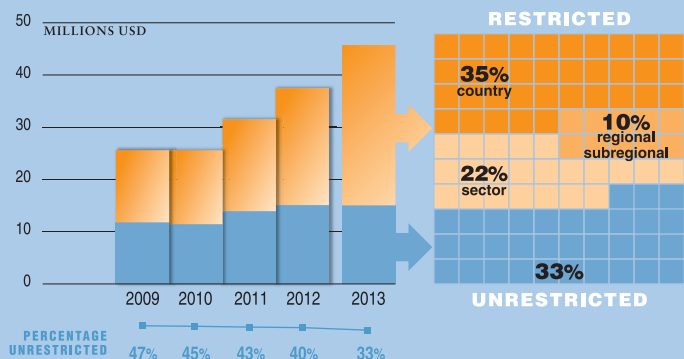
Total contribution in currency: **30** (EUR) • **530** (GBP) •

**32,465,111** (SEK) • **181,512** (USD)

Major donors:	USD
UNHCR Insamlingstiftelse	2,724,304
Swedish Postcode Lottery	1,747,377
Stichting af Jochnick Foundation	500,000
Svenska Cellulosa Aktiebolaget	40,518







# Switzerland

Total contribution in USD: **45,866,329** [RANK 13]  
 Total contribution in currency: **40,378,815** (CHF)  
**2,025,003** (USD)  
 Unrestricted contribution (USD): **15,231,164** [RANK 8]  
 Donor ranking per GDP: **8**  
 Donor ranking per capita: **8**

## Private sector

Total contribution in USD: **2,330,817**  
 Total contribution in currency: **103,972** (CHF) • **11,999** (EUR) •  
**5,604** (GBP) • **2,192,368** (USD) •  
**75,000** (XAF)

Major donors:	USD
Online donations	1,624,625
International Olympic Committee	535,850

# Thailand

## Private sector

Total contribution in USD: **4,288,293**  
 Total contribution in currency: **131,528,327** (THB)

# Turkey

Total contribution in USD: **200,000** [RANK 40]  
 Unrestricted contribution (USD): **200,000** [RANK 27]  
 Donor ranking per GDP: **62**  
 Donor ranking per capita: **61**

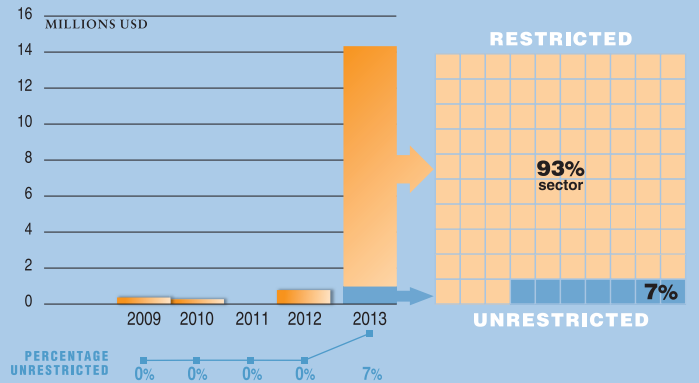
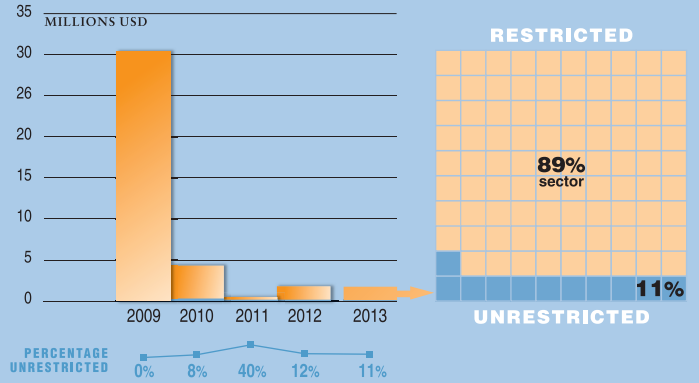
# United Arab Emirates

Total contribution in USD: **1,843,646** [RANK 28]  
 Unrestricted contribution (USD): **200,000** [RANK 28]  
 Donor ranking per GDP: **36**  
 Donor ranking per capita: **27**

## Private sector

Total contribution in USD: **14,263,997**  
 Total contribution in currency: **118,076** (AED) • **7,930** (CHF) •  
**14,223,000** (USD)

Major donors: USD  
 Sheikha Jawaher bint Al Qassim 14,205,000



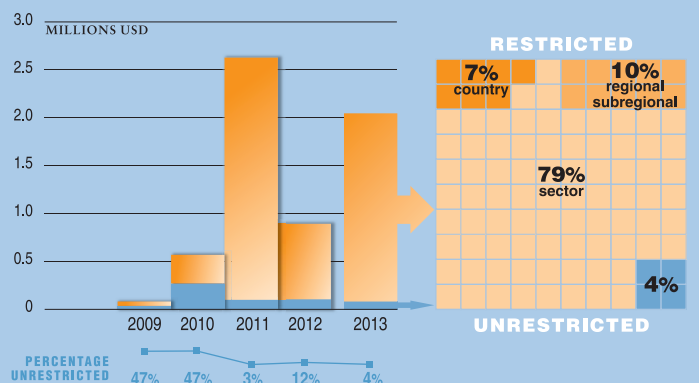
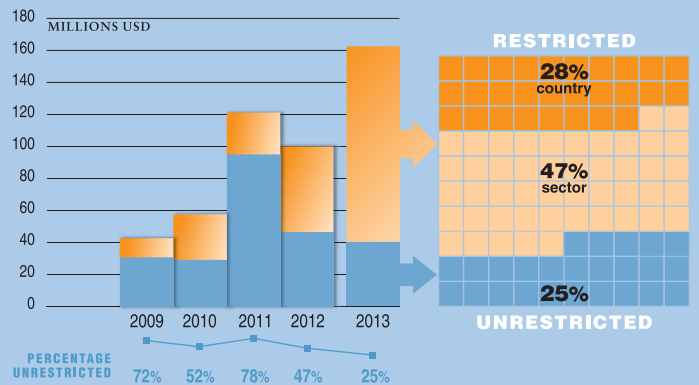
# United Kingdom

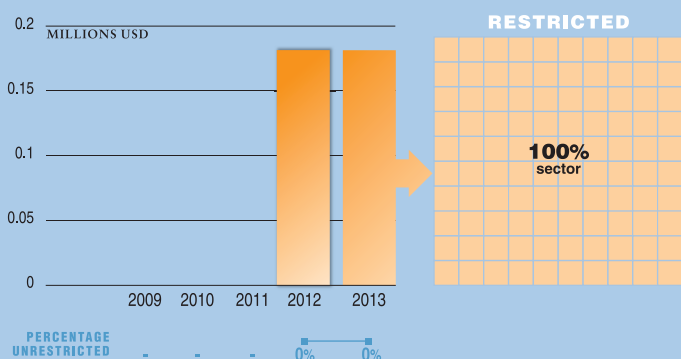
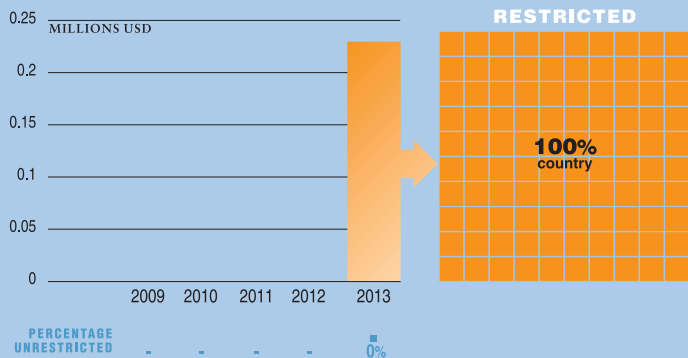
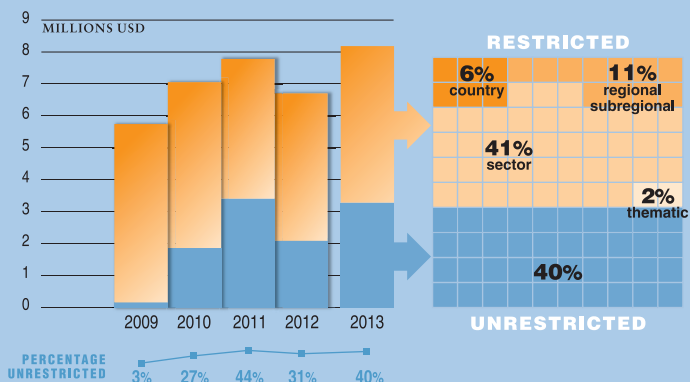
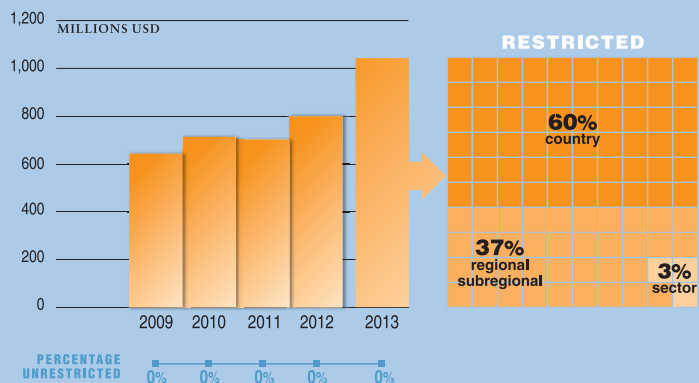
Total contribution in USD: **161,152,531** [RANK 4]  
 Total contribution in currency: **100,866,397** (GBP)  
**154,500** (USD)  
 Unrestricted contribution (USD): **39,936,102** [RANK 4]  
 Donor ranking per GDP: **10**  
 Donor ranking per capita: **13**

## Private sector

Total contribution in USD: **2,038,151**  
 Total contribution in currency: **227,685** (GBP) • **100,000** (EUR) •  
**1,553,500** (USD)

Major donors: USD  
 Said Foundation 1,592,320  
 Lebara Foundation 135,870





# United States of America

Total contribution in USD: **1,041,707,225** [RANK 1]

Donor ranking per GDP: **11**

Donor ranking per capita: **11**

## Private Sector

Total contribution in USD: **8,155,825**

Total contribution in currency: **4,286,988** (XOF) •

**8,146,825** (USD) •

Major donors: USD  
USA for UNHCR 7,901,314

### Private donors through USA for UNHCR:

Latter-day Saint Charities, Inc.	1,467,500
Koinonia Foundation	700,311
UPS Foundation	400,000
The Howard G. Buffett Foundation	349,990
John D. and Catherine T. MacArthur Foundation	250,000
Islamic Relief USA	250,000
The Khaled Hosseini Foundation	157,294
Hewlett Packard	110,000

### Others

United Nations Fund for International Partnerships 124,296

# Venezuela

## Private Sector

Total contribution in USD: **229,574**

Total contribution in currency: **1,442,646** (VEF)

# Viet Nam

Total contribution in USD: **180,000** [RANK 43]

Donor ranking per GDP: **45**

Donor ranking per capita: **64**

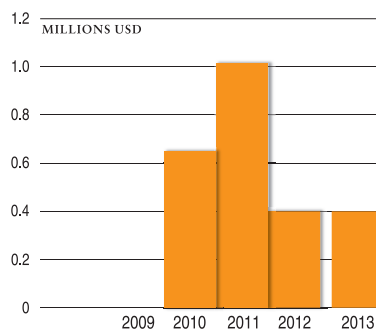
# Intergovernmental donors



## African Union

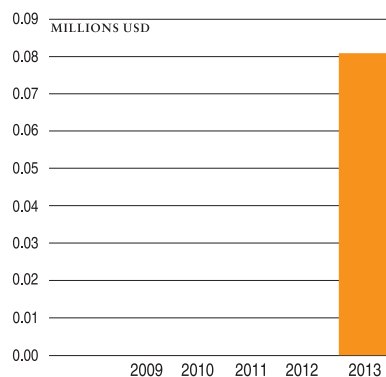
Total contribution in USD: **400,000**

CONTRIBUTIONS TO UNHCR  
2009 - 2013



## International Conference on the Great Lakes Region

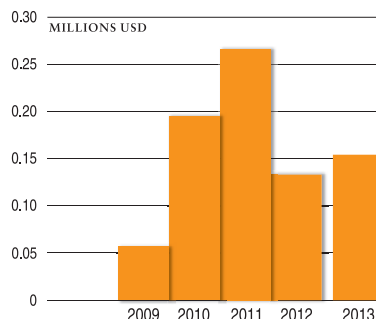
Total contribution in USD: **82,000**



IOM • OIM

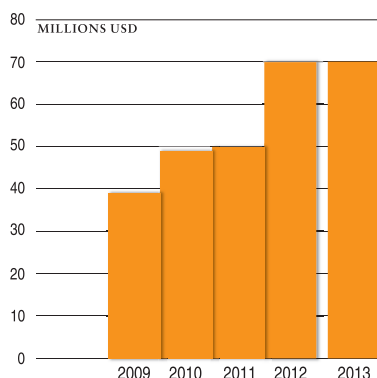
## International Organization for Migration

Total contribution in USD: **154,461**



# United Nations System donors

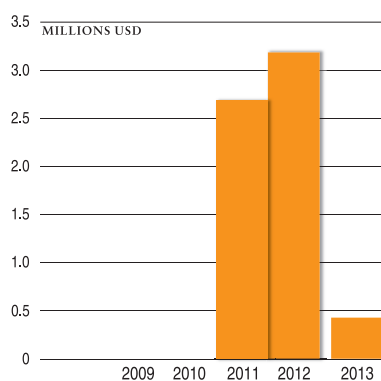
CONTRIBUTIONS TO UNHCR  
2009 - 2013



## Central Emergency Response Fund



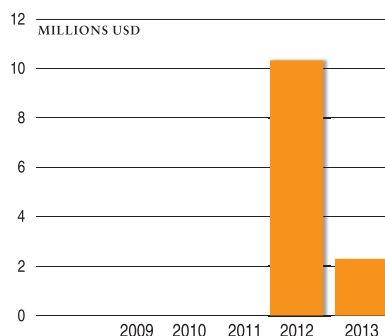
Total contribution in USD: **70,436,138**



## Common Humanitarian Fund for Somalia



Total contribution in USD: **410,000**



## Common Humanitarian Fund for South Sudan

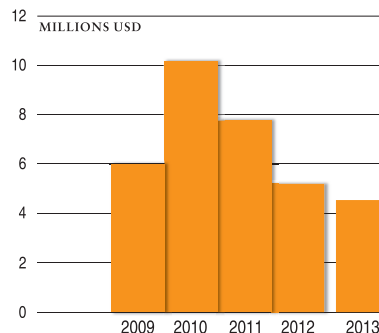


Total contribution in USD: **2,492,998**



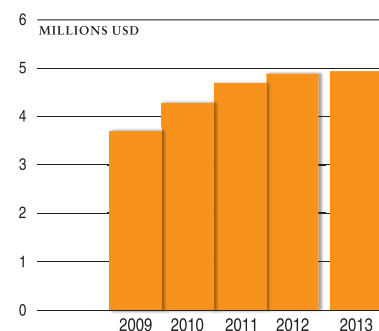
## Common Humanitarian Fund for Sudan

Total contribution in USD: 4,731,021



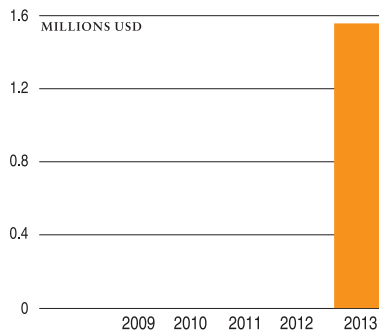
## Joint United Nations Programme on HIV and AIDS

Total contribution in USD: 4,968,500



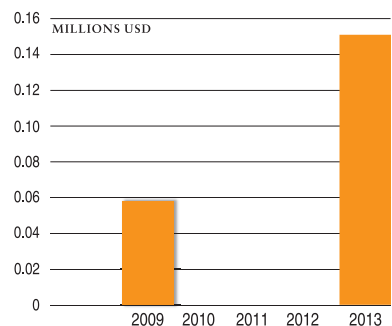
## UNDP/UNHCR Transitional Solutions Initiative Joint Programme

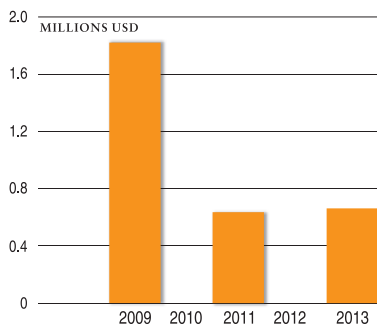
Total contribution in USD: 1,564,619



## United Nations Action against Sexual Violence in Conflict

Total contribution in USD: 151,940

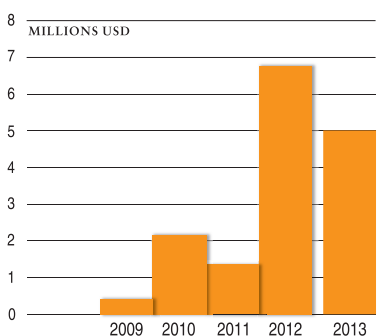




## United Nations Children's Fund



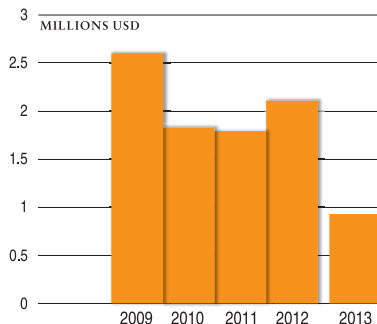
Total contribution in USD: 678,479



## United Nations Delivering as One



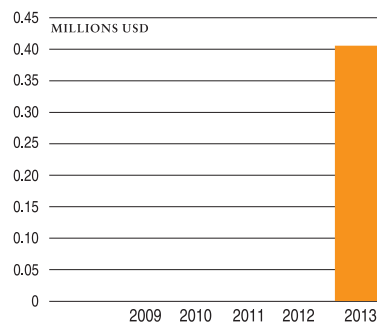
Total contribution in USD: 5,037,065



## United Nations Democratic Republic of the Congo Pooled Fund



Total contribution in USD: 925,471



## United Nations Department of Economic and Social Affairs

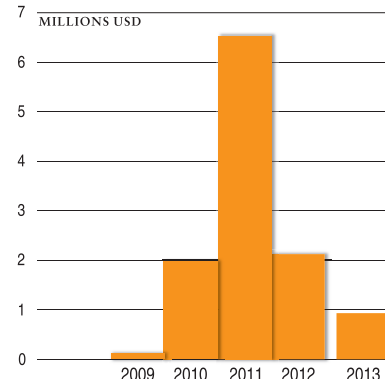


Total contribution in USD: 410,880



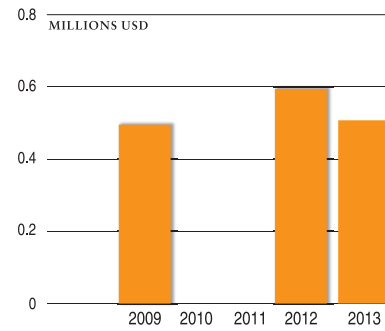
## United Nations Development Programme

Total contribution in USD: **926,305**



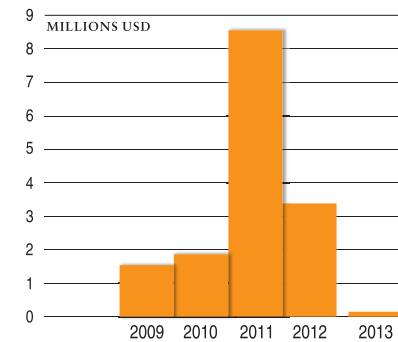
## United Nations Emergency Relief Fund

Total contribution in USD: **504,611**

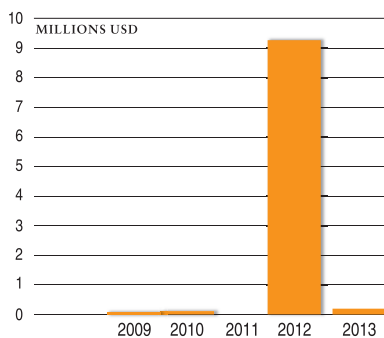
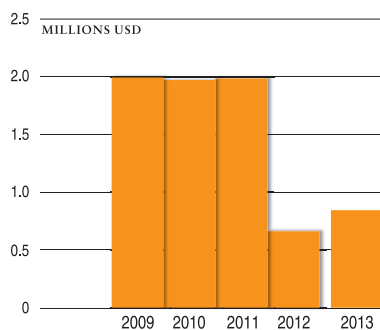
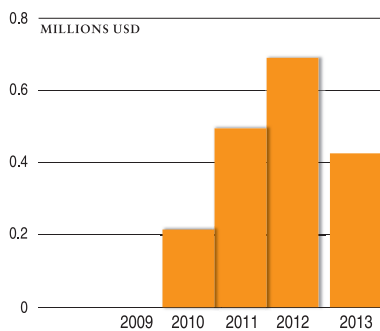


## United Nations Peacebuilding Fund

Total contribution in USD: **164,128**







## United Nations Population Fund



Total contribution in USD: **436,200**

## United Nations Trust Fund for Human Security



Total contribution in USD: **837,296**

## United Nations World Food Programme



Total contribution in USD: **202,030**