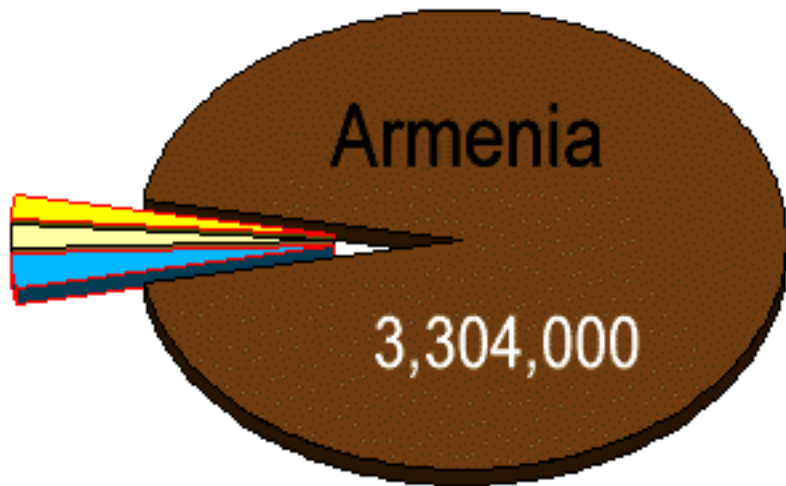


Click on a CIS country name to see a pie-chart and figures detailing minorities in that country



On the graphics:

- Figures in white represent total population in 1989
- A significant proportion of groups marked in red are known to have been on the move since 1989
- Data from the 1989 census, published in *Natsionalnyi sostav naseleniia, Chast'II, Moscow, 1989*



■ Armenians 3,082,000

■ *Azeris* 85,000

■ Kurds 56,000

■ *Russians* 52,000

# Azerbaijan

7,020,000




- Azeris 5,801,000
- *Russians* 392,000
- *Armenians* 390000
- Lezgins 171,000
- Avars 44,000
- *Ukrainians* 32,000
- Tatars 28,000

■ Belarusians 7,898,000

■ Russians 1,341,000

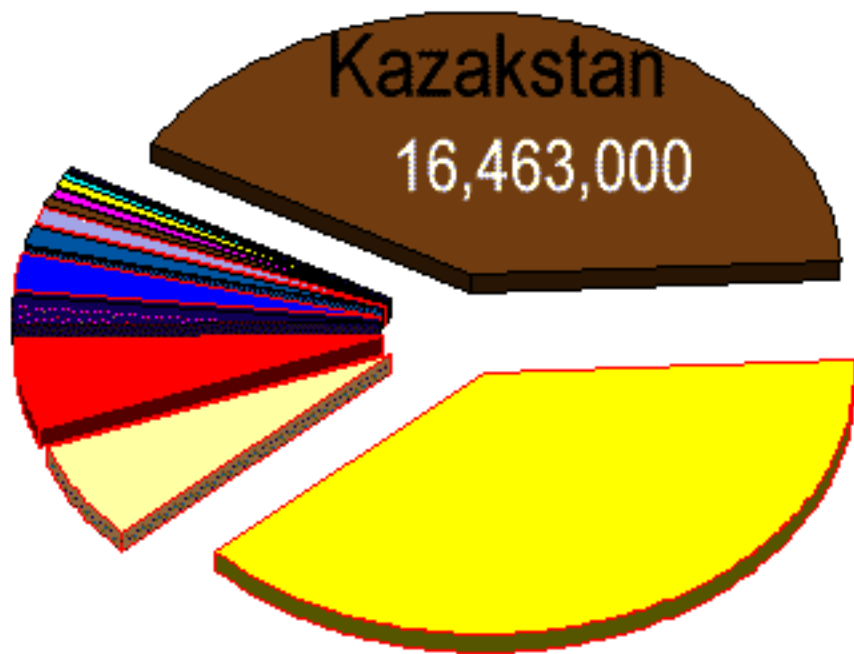
■ Poles 418,000

■ Ukrainians 290,000



- Georgians 3,789,000
- Armenians 437,000
- Russians 339,000
- Azeris 307,000
- Ossetians 164,000
- Greeks 100,000
- Abkhazians 93,000
- Ukrainians 51,000
- Kurds 33,000

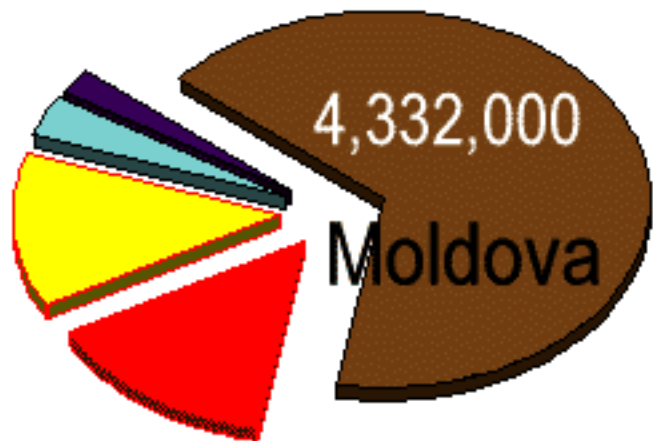




- Kazaks 6,532,000
- *Russians* 6,226,000
- *Germans* 956,000
- *Ukrainians* 896,000
- Uzbeks 332,000
- *Tatars* 328,000
- Uighurs 185,000
- *Belarusians* 183,000
- Koreans 103,000
- Azeris 90,000
- Poles 60,000
- Chechens 50,000
- Meskhetians 49,000



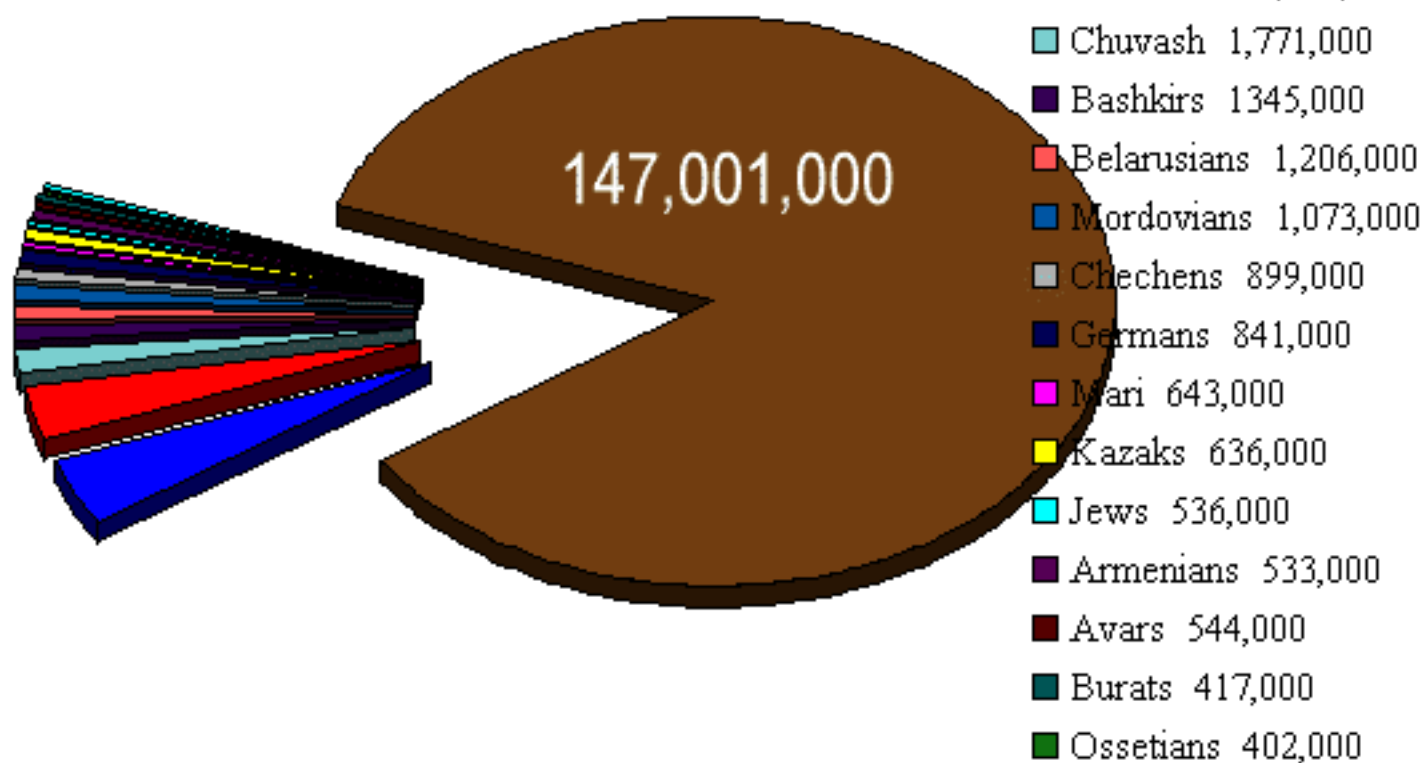
- Kyrgyz 2,228,000
- *Russians* 917,000
- *Uzbeks* 550,000
- *Ukrainians* 108,000
- *Germans* 101,000
- *Tatars* 70,000
- Kazaks 37,000
- Dungans 37,000
- Uighurs 37,000
- Tajiks 34,000
- Meskhetians 21,000
- Koreans 18,000



- Moldovans 2,790,000
- *Ukrainians* 600,000
- *Russians* 560,000
- Gagauz 153,000
- Bulgarians 88,000




# Russian Federation





- Tajiks 3,168,000
- Uzbeks 1,197,000
- Russians 387,000
- Tatars 72,000
- Kyrgyz 64,000
- Ukrainians 41,000
- Germans 32,000
- Turkmen 21,000
- Jews 15,000
- Koreans 13,000



- Turkmen 2,524,000
- *Russians* 334,000
- Uzbeks 317,000
- Kazaks 880,00
- Tatars 39,000

# Ukraine

51,449,000

- Ukrainians 37,370,000
- Russians 11,340,000
- Jews 486,000
- Belarusians 440,000
- Moldovans 324,000
- Bulgarians 233,000
- Poles 219,000
- Hungarians 163,000
- Romanians 135,000
- Greeks 99,000
- Tatars 87,000
- Armenians 60,000
- Azeris 59,000
- Roma 48,000
- Crimean Tatars 44,000





- Uzbeks 14,124,000
- *Russians 1,652,000*
- Tajiks 932,000
- Kazaks 808,000
- *Tatars 468,000*
- Karakalpaks 411,000
- *Crimean Tatars 188,000*
- Koreans 182,000
- *Kyrgyz 175,000*
- *Ukrainians 154,000*
- Turkmen 123,000
- *Meskhetians 106,000*
- *Jews 65,000*