



KENYA

Registered refugees and asylum-seekers

as of 31 July 2024



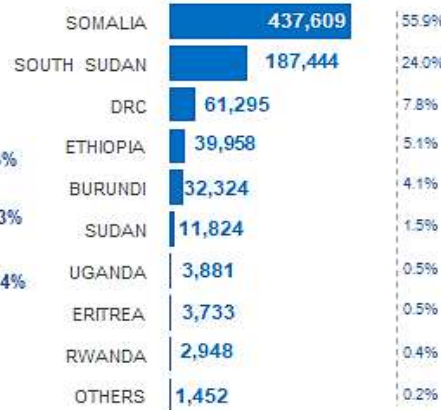
782,468

REGISTERED REFUGEES AND ASYLUM-SEEKERS

HOST LOCATIONS



COUNTRIES OF ORIGIN

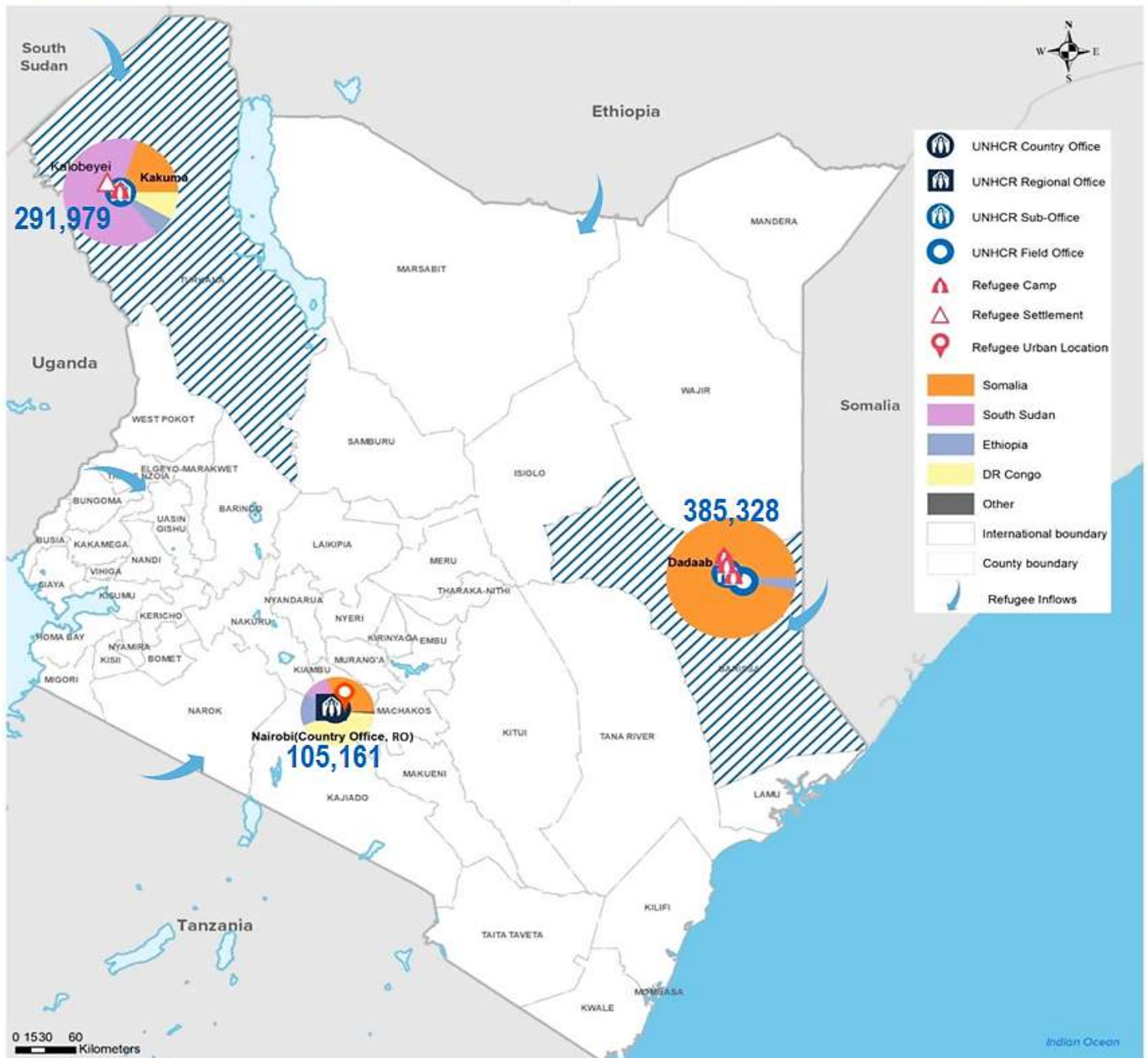


DEMOGRAPHICS

age and gender



LEGAL STATUS



The boundaries and names shown and the designations used on this map do not imply official endorsement or acceptance by the United Nations.

Sources: UNHCR Kenya. Statistics based on UNHCR's Refugee Registration System, proGres Author: UNHCR Kenya – DIMA Unit, Nairobi Feedback: kennadim@unhcr.org



Statistical Summary

as of
July 2024

Refugees and Asylum Seekers in Kenya

	Total Refugee & Asylum Seeker Population	Dadaab Camp	Kakuma Camp	Kalobeyei Settlement	Urban (Eldoret)	Urban (Nbi, Msa & Nak)	
A. Refugees and Asylum Seekers	782,468	385,328	214,902	74,952	2,125	105,161	- Page 2
Undocumented Population							
B. Registration	86,537	58,864	21,659			6,014	- Page 6
C. Refugee Status Determination							- Page 7
1. Applied	68,611	58,682	4,797			5,132	
2. Recognized	7,057	2,136	3,377			1,544	
3. Rejected	0	0	0			0	
4. Pending	211,209	128,608	41,551			41,050	
D. 2024 Resettlement Submissions	1,739						- Page 8
E. 2024 Resettlement Departures	2,590						- Page 9
F. 2024 Voluntary Repatriation	588						- Page 10

SUMMARY

The refugee and asylum-seeker population in Kenya stood at 782,468 persons as of 31 July 2024, which comprises 571,259 (73%) refugees and 211,209 (27%) asylum-seekers. Compared with June 2024, there is an increase of 5,114 individuals in the total population, from 777,354 to 782,468 mainly because of the resumption of registration in Dadaab and new arrivals from South Sudan, Burundi, the Democratic Republic of the Congo, Somalia, and Ethiopia. As of 31 July 2024, Dadaab population stood at 385,328 individuals. Under Kakuma the registered population stood at 291,979 with 214,902 in Kakuma Camp 74,952 in Kalobeyei settlement and 2,125 in Eldoret. Under Nairobi, the registered population stood at 105,161 covering Nairobi, Mombasa and Nakuru town areas.

The PRIMES integrated Biometrics Identity Management System (BIMS) was actively used throughout the reporting period to secure individual identities of the population, thus ensuring continuity of identity over time and in different locations across the world, reducing avenues for identity fraud and other misrepresentations. Population Registration and Identity Management Eco-System (PRIMES) is a platform for all UNHCR registration and identity management tools and applications.

Additionally, the Global Distribution Tool (GDT) was used to extract verification and assistance distribution lists from PRIMES and to authenticate the identity of beneficiaries for assistance provided by UNHCR and partners. The Self-Service Kiosk (KASI) was used by refugees to make various appointments, including complaints, documentation, and data correction/updates, with UNHCR (Protection), and Department of Refugee Services. KASi2 continued to be utilised by refugees who are residing in urban areas to access services provided by UNHCR and the Department of Refugee Services (DRS).

1. Population decreases

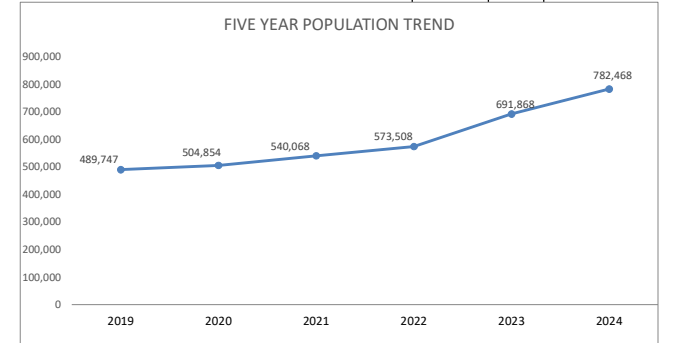
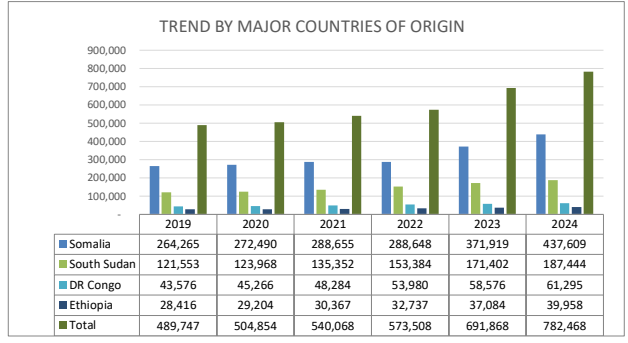
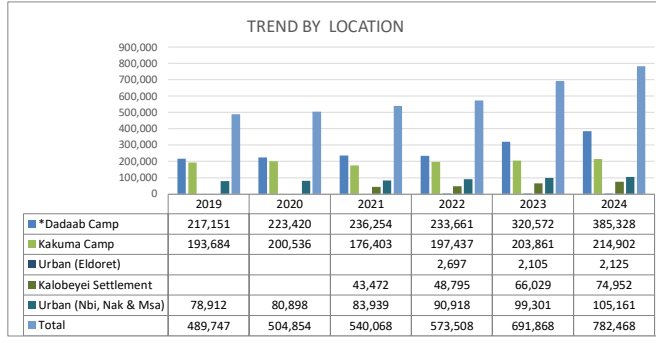
- a. Voluntary Repatriation: As of end of June 2024, 588 persons were assisted to return to their places of origin voluntarily.
- b. Resettlement: A total of 648 refugees departed to various resettlement countries for the month of June 2024. In total 2,590 individuals departed to various resettlement countries as of 30 June 2024.
- c. Other Decreases: Closure/Inactivation of 804 individuals was undertaken during the continuous registration activities within the month of July 2024. These include spontaneous departures, reported deaths, erroneous data entries and others.

2. Population increases

- a. Registration: Total number of persons registered by DRS during the month of July 2024 stands at 4,308 (Camps 3,681 and Urban 627) as follows; -
 - i. In-Situ: 109
 - ii. New arrival: 2,436
 - iii. New birth registration: 1,763
- b. Other Increases: A total of 1,346 individuals were re-activated after re-establishing contact with the Department of Refugee Services during continuous registration activities within the month of July 2024.

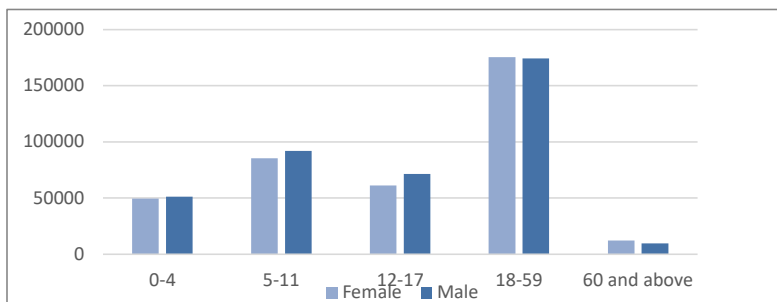
REFUGEES AND ASYLUM SEEKERS IN KENYA BY COUNTRY OF ORIGIN AND LOCATION

Country of Origin	2019				2020				2021				2022				2023				2024										
	Dadaab Camp	Kakuma Camp	Nairobi	Total	Dadaab Camp	Kakuma Camp	Nairobi	Total	Dadaab Camp	Kakuma Camp	Kalobeyei Settlement	Urban (Nbi, Nak & Msa)	Total	Dadaab Camp	Kakuma Camp	Kalobeyei Settlement	Urban (Eldoret)	Urban (Nbi, Nak & Msa)	Total	Dadaab Camp	Kakuma Camp	Kalobeyei Settlement	Urban (Eldoret)	Urban (Nbi, Nak & Msa)	Total	*Dadaab Camp	Kakuma Camp	Kalobeyei Settlement	Urban (Eldoret)	Urban (Nbi, Nak & Msa)	Total
Total	217,151	193,684	78,912	489,747	223,420	200,536	80,898	504,854	236,254	176,403	43,472	83,939	540,068	233,661	197,437	48,795	2,697	90,918	573,508	320,572	203,861	66,029	2,105	99,301	691,868	385,328	214,902	74,952	2,125	105,161	782,468
Somalia	208,431	34,620	21,214	264,265	215,060	35,847	21,583	272,490	228,254	37,471	117	22,813	288,655	225,916	38,896	127	60	23,649	288,648	309,843	37,462	148	59	24,407	371,919	373,499	38,731	142	60	25,177	437,609
South Sudan	938	112,189	8,426	121,553	625	114,885	8,458	123,968	641	93,284	32,954	8,473	136,352	596	104,543	37,203	2,485	8,557	153,384	1,289	112,970	46,707	1,866	8,570	171,402	1,556	121,849	53,533	1,919	8,587	187,444
DR Congo	77	13,453	30,046	43,576	78	14,477	30,711	45,266	98	15,433	1,605	31,148	48,284	123	18,156	1,944	5	33,752	53,980	192	18,518	3,778	7	36,081	58,576	233	19,141	4,561	10	37,350	61,295
Ethiopia	7,502	10,148	10,766	28,416	7,480	10,622	11,102	29,204	7,088	6,120	5,109	12,050	30,367	6,860	6,650	5,359	85	13,783	32,737	9,030	6,392	5,224	98	16,340	37,084	9,690	6,799	5,349	67	18,053	39,958
Burundi	72	11,235	3,791	15,098	64	12,228	4,228	16,520	65	12,120	2,729	4,239	19,153	58	16,153	3,104	8	5,268	24,591	61	15,936	8,415	9	6,778	31,199	77	15,179	9,212	9	7,847	32,324
Sudan	46	9,700	180	9,926	24	9,906	179	10,109	15	9,417	355	192	9,979	16	9,824	373	26	200	10,439	50	9,597	475	35	421	10,578	78	10,283	716	32	715	11,824
Uganda	70	1,523	906	2,499	72	1,679	875	2,626	75	1,666	486	859	3,086	75	2,132	585	12	955	3,759	75	1,784	824	8	1,098	3,789	83	1,652	925	8	1,213	3,881
Eritrea	4	34	1,793	1,831	4	41	1,851	1,896	4	47	1	2,149	2,201	4	72	1	11	2,511	2,599	5	161	1	18	3,074	3,259	78	214	4	18	3,419	3,733
Rwanda	7	652	1,129	1,788	8	698	1,165	1,871	9	748	66	1,166	1,989	10	931	79	1	1,283	2,304	15	967	434	1	1,425	2,842	18	941	474	1	1,514	2,948
Other	4	130	661	795	5	153	746	904	5	97	50	850	1,002	3	80	20	4	960	1,067	12	74	23	4	1,107	1,220	16	113	36	1	1,286	1,452

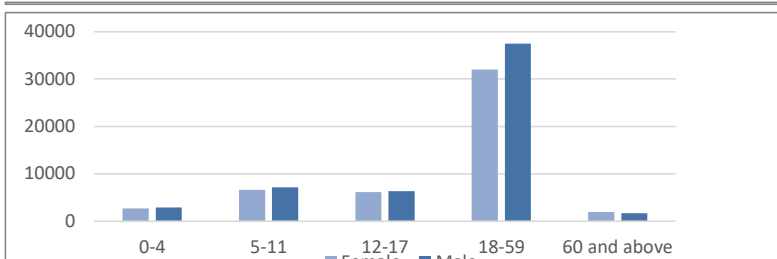


REFUGEES AND ASYLUM SEEKERS IN KENYA : DEMOGRAPHIC BREAKDOWN

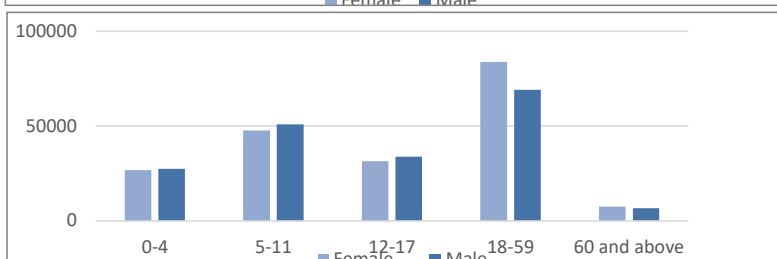
Total Kenya	Age Group	Sex				Total	
		Female		Male			
		#	%	#	%	#	%
	0-4	49,449	6.3%	51,270	6.6%	100,719	12.9%
	5-11	85,362	10.9%	92,122	11.8%	177,484	22.7%
	12-17	61,222	7.8%	71,482	9.1%	132,704	17.0%
	18-59	175,247	22.4%	174,361	22.3%	349,608	44.7%
	60 and above	12,202	1.6%	9,751	1.2%	21,953	2.8%
	Total	383,482	49.0%	398,986	51.0%	782,468	



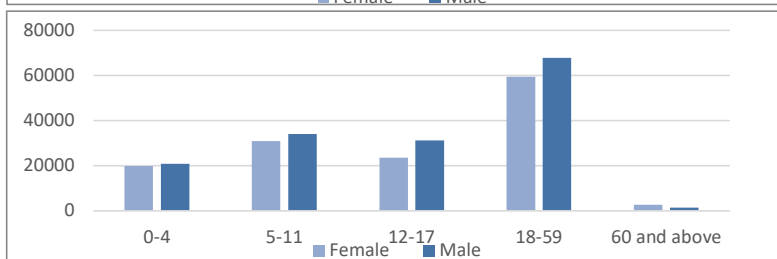
Urban (Nbi, Nak & Msa)	Age Group	Sex				Total	
		Female		Male			
		#	%	#	%	#	%
	0-4	2,722	2.6%	2,946	2.8%	5,668	5.4%
	5-11	6,640	6.3%	7,149	6.8%	13,789	13.1%
	12-17	6,172	5.9%	6,384	6.1%	12,556	11.9%
	18-59	31,991	30.4%	37,509	35.7%	69,500	66.1%
	60 and above	1,975	1.9%	1,673	1.6%	3,648	3.5%
	Total	49,500	47.1%	55,661	52.9%	105,161	



Dadaab Camp	Age Group	Sex				920	
		Female		Male		#	%
		#	%	#	%		
	0-4	26,833	25.5%	27,445	26.1%	54,278	14.1%
	5-11	47,811	45.5%	50,941	48.4%	98,752	25.6%
	12-17	31,475	29.9%	33,841	32.2%	65,316	17.0%
	18-59	83,802	79.7%	69,067	65.7%	152,869	39.7%
	60 and above	7,502	7.1%	6,611	6.3%	14,113	3.7%
	Total	197,423	51.2%	187,905	48.8%	385,328	

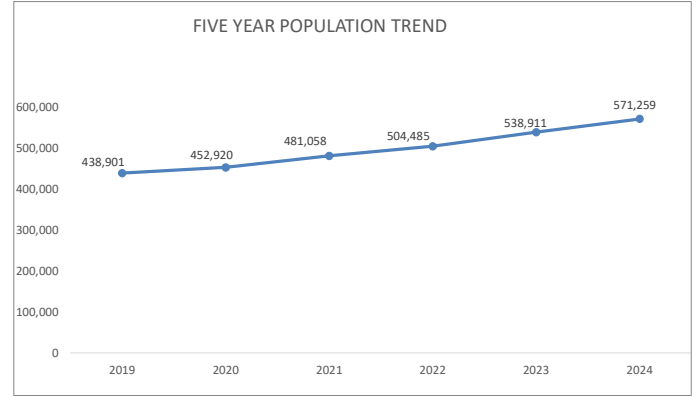
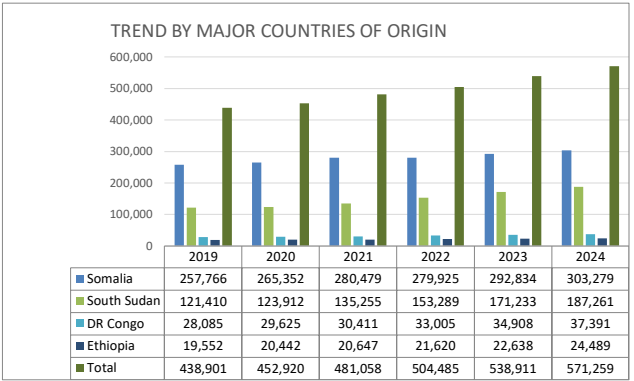
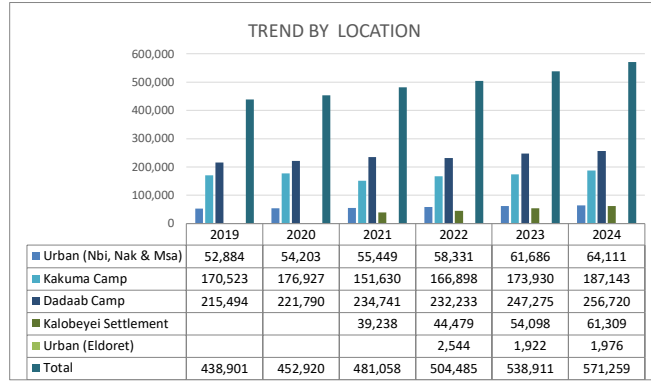


Kakuma Camp	Age Group	Sex				Total	
		Female		Male			
		#	%	#	%	#	%
	0-4	19,894	6.8%	20,879	7.2%	40,773	14.0%
	5-11	30,911	10.6%	34,032	11.7%	64,943	22.2%
	12-17	23,575	8.1%	31,257	10.7%	54,832	18.8%
	18-59	59,454	20.4%	67,785	23.2%	127,239	43.6%
	60 and above	2,725	0.9%	1,467	0.5%	4,192	1.4%
	Total	136,559	46.8%	155,420	53.2%	291,979	



REFUGEES IN KENYA BY COUNTRY OF ORIGIN AND LOCATION

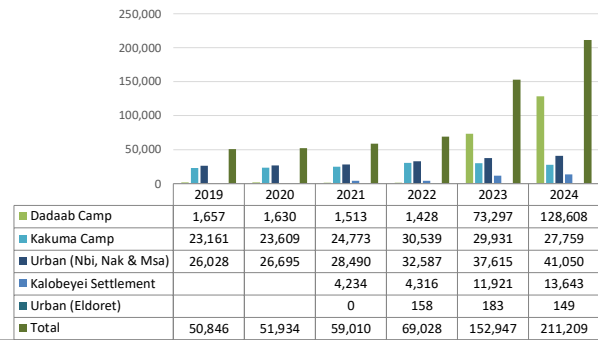
Country of Origin	2019				2020				2021				2022				2023				2024										
	Dadaab Camp	Kakuma Camp	Nairobi	Total	Dadaab Camp	Kakuma Camp	Nairobi	Total	Dadaab Camp	Kakuma Camp	Kalobeyei Settlement	Urban (Nbi, Nak & Msa)	Total	Dadaab Camp	Kakuma Camp	Kalobeyei Settlement	Urban (Eldoret)	Urban (Nbi, Nak & Msa)	Total	Dadaab Camp	Kakuma Camp	Kalobeyei Settlement	Urban (Eldoret)	Urban (Nbi, Nak & Msa)	Total						
Total	215,494	170,523	52,884	438,901	221,790	176,927	54,203	452,920	234,741	151,630	39,238	55,449	481,058	232,233	166,898	44,479	2,544	58,331	504,485	247,275	173,930	54,098	1,922	61,686	538,911	256,720	167,143	61,309	1,976	64,111	571,259
Somalia	208,091	34,033	15,642	257,766	214,710	34,896	15,746	265,352	227,878	36,158	91	16,352	280,479	225,565	37,271	103	58	16,928	279,925	239,263	35,820	111	57	17,583	292,834	247,830	36,941	105	58	18,345	303,279
South Sudan	887	112,144	8,379	121,410	625	114,875	8,412	123,912	640	93,239	32,951	8,425	135,255	594	104,503	37,198	2,485	8,509	153,289	1,289	112,898	46,665	1,865	8,516	171,233	1,556	121,788	53,467	1,918	8,532	187,261
DR Congo	71	8,960	19,054	28,085	70	9,729	19,826	29,625	83	8,987	1,133	20,208	30,411	105	9,696	1,398	0	21,806	33,005	131	9,911	1,453		23,413	34,908	174	11,659	1,609	0	23,949	37,391
Ethiopia	6,303	6,986	6,263	19,552	6,260	7,650	6,532	20,442	6,016	3,866	3,985	6,780	20,647	5,849	4,219	4,377	0	7,175	21,620	6,440	3,985	4,276	7,937	22,638	6,964	4,274	4,395	0	8,856	24,489	
Burundi	42	4,357	1,376	5,775	35	5,269	1,455	6,759	39	4,768	951	1,445	7,203	32	5,320	1,233	0	1,574	8,159	30	5,536	1,401		1,714	8,681	52	5,933	1,503	0	1,744	9,232
Sudan	31	3,409	128	3,568	20	3,848	130	3,998	11	3,981	86	135	4,213	13	5,252	136	1	138	5,540	41	5,140	149		148	5,478	63	5,911	187	0	181	6,342
Uganda	64	372	454	890	65	382	390	837	69	361	21	343	794	69	366	29	0	337	801	69	365	33		348	815	69	375	33	0	348	825
Eritrea	2	24	843	869	2	26	860	888	2	14	0	886	902	2	19	0	0	921	942	3	16			1,013	1,032	2	16	0	0	1,081	1,099
Rwanda	0	187	545	732	0	194	550	744	0	211	1	554	766	1	235	1	0	574	811	6	242	1		596	845	7	227	1	0	611	846
Other	3	51	200	254	3	58	302	363	3	45	19	321	388	3	17	4	0	369	393	3	17	9		418	447	3	19	9	0	464	495



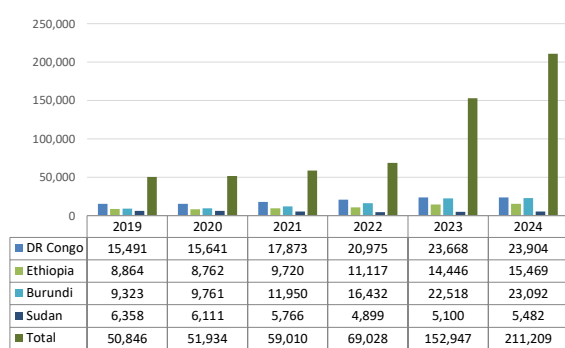
ASYLUM SEEKERS STATISTICS BY COUNTRY OF ORIGIN AND LOCATION

Country of Origin	2019				2020				2021				2022				2023				2024										
	Dadaab Camp	Kakuma Camp	Nairobi	Total	Dadaab Camp	Kakuma Camp	Nairobi	Total	Dadaab Camp	Kakuma Camp	Kalobeyei Settlement	Urban (Nbi, Nak & Msa)	Total	Dadaab Camp	Kakuma Camp	Kalobeyei Settlement	Urban (Eldoret)	Urban (Nbi, Nak & Msa)	Total	Dadaab Camp	Kakuma Camp	Kalobeyei Settlement	Urban (Eldoret)	Urban (Nbi, Nak & Msa)	Total						
Total	1,657	23,161	26,028	50,846	1,630	23,609	26,695	51,934	1,513	24,773	4,234	28,490	59,010	1,428	30,539	4,316	158	32,587	69,028	73,297	29,931	11,921	183	37,615	152,947	128,608	27,759	13,643	149	41,050	211,209
DR Congo	6	4,493	10,992	15,491	8	4,748	10,885	15,641	15	6,446	472	10,940	17,873	18	8,460	546	5	11,946	20,975	61	8,607	2,325	7	12,668	23,668	59	7,482	2,952	10	13,401	23,904
Ethiopia	1,199	3,162	4,503	8,864	1,220	2,972	4,570	8,762	1,072	2,254	1,124	5,270	9,720	1,011	2,431	982	85	6,608	11,117	2,590	2,407	948	98	8,403	14,446	2,726	2,525	954	67	9,197	15,469
Burundi	30	6,878	2,415	9,323	29	6,959	2,773	9,761	26	7,352	1,778	2,794	11,950	26	10,833	1,871	8	3,694	16,432	31	10,400	7,014	9	5,064	22,518	25	9,246	7,709	9	6,103	23,092
Sudan	15	6,291	52	6,358	4	6,058	49	6,111	4	5,436	269	57	5,766	3	4,572	237	25	62	4,899	9	4,457	326	35	273	5,100	15	4,372	529	32	534	5,482
Somalia	340	587	5,572	6,499	350	951	5,837	7,138	376	1,313	26	6,461	8,176	351	1,625	24	2	6,721	8,723	70,580	1,642	37	2	6,824	79,085	125,669	1,790	37	2	6,832	134,330
Uganda	6	1,151	452	1,609	7	1,297	485	1,789	6	1,305	465	516	2,292	6	1,766	556	12	618	2,958	6	1,419	791	8	750	2,974	14	1,277	892	8	865	3,056
Eritrea	2	10	950	962	2	15	991	1,008	2	33	1	1,263	1,299	2	53	1	11	1,590	1,657	2	145	1	18	2,061	2,227	76	198	4	18	2,338	2,634
Rwanda	7	465	584	1,056	8	504	615	1,127	9	537	65	612	1,223	9	696	78	1	709	1,493	9	725	433	1	829	1,997	11	714	473	1	903	2,102
Other	1	79	461	541	2	95	444	541	2	52	31	529	614	-	63	16	4	591	674	9	57	14	4	689	773	13	94	27	1	822	957
South Sudan	51	45	47	143	-	10	46	56	1	45	3	48	97	2	40	5	-	48	95	-	72	32	1	54	159	-	61	66	1	55	183

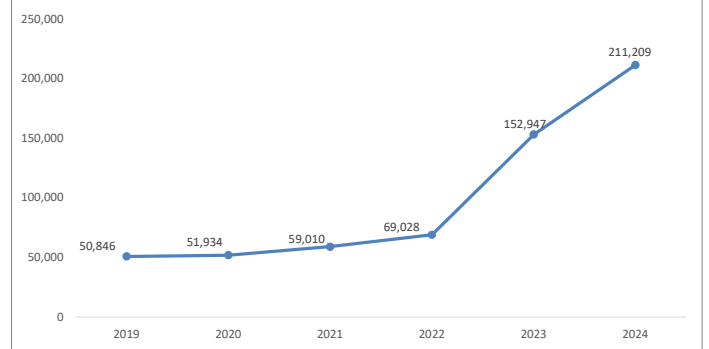
TREND BY LOCATION



TREND BY MAJOR COUNTRIES OF ORIGIN

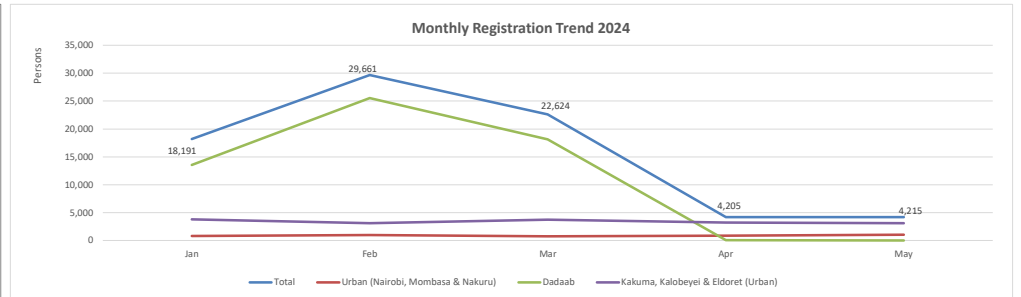
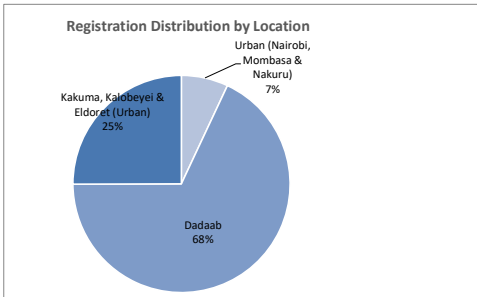


FIVE YEAR POPULATION TREND



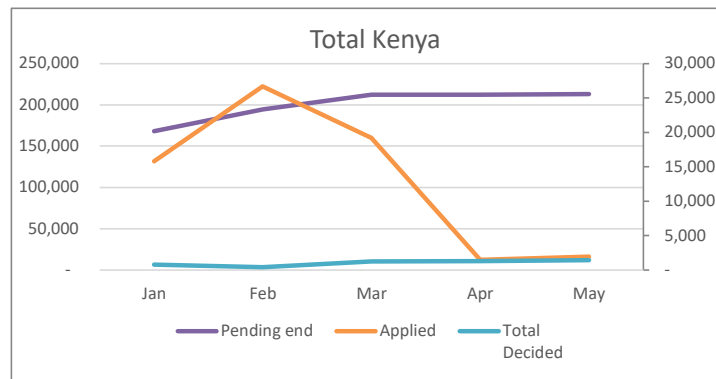
KENYA REGISTRATION TREND BY LOCATION AND COUNTRY OF ORIGIN

	Month	Total	Country of Origin																											
			AFG	ANG	BDI	BKF	CAR	COB	COD	CMR	ERT	ETH	ICO	LBR	NIG	RSA	RWA	SLE	SOM	SSD	SUD	SYR	TAN	TIB	TUR	UGA	YEM	ZIM	OTHER	
Total Kenya	Jan	18,191	22	-	374	-	-	-	491	1	157	399	-	-	-	-	16	-	13,378	3,106	195	-	-	-	2	46	3	-	1	
	Feb	29,661	18	-	513	-	-	-	647	-	63	467	-	-	-	-	7	-	25,455	2,186	264	-	-	-	-	39	1	-	1	
	Mar	22,624	18	-	343	-	-	-	452	-	51	390	-	-	-	-	18	-	18,188	2,875	232	-	-	-	-	53	3	-	1	
	Apr	4,205	54	-	449	-	-	-	578	-	43	302	-	-	-	-	21	-	230	2,277	215	-	-	1	-	33	1	1	-	
	May	4,215	31	-	477	-	-	-	572	-	54	416	-	-	-	-	36	-	200	2,187	183	2	-	6	-	47	1	-	1	
	Jun	3,333	28	-	336	-	-	-	446	-	38	305	-	-	-	-	14	-	253	1,716	132	-	-	-	-	64	1	-	-	
	Jul	4,308	69	-	358	-	-	-	366	-	52	317	-	-	-	-	10	-	1,468	1,488	142	-	-	-	-	38	-	-	-	
	Aug	0	-	-	-	-	-	-	-	-	-	-	-	-	-	-	-	-	-	-	-	-	-	-	-	-	-	-	-	
	Sep	0	-	-	-	-	-	-	-	-	-	-	-	-	-	-	-	-	-	-	-	-	-	-	-	-	-	-	-	-
	Oct	0	-	-	-	-	-	-	-	-	-	-	-	-	-	-	-	-	-	-	-	-	-	-	-	-	-	-	-	-
	Nov	0	-	-	-	-	-	-	-	-	-	-	-	-	-	-	-	-	-	-	-	-	-	-	-	-	-	-	-	-
	Dec	0	-	-	-	-	-	-	-	-	-	-	-	-	-	-	-	-	-	-	-	-	-	-	-	-	-	-	-	-
	Total	86,537	240	0	2,850	0	0	2	3,552	1	458	2,596	0	0	0	0	122	0	59,172	15,835	1,363	2	7	0	2	320	10	1	4	
Urban (Nairobi, Mombasa & Nakuru)	Jan	794	22	-	140	-	-	-	265	-	60	204	-	-	-	12	-	32	17	30	-	-	-	2	9	-	-	1		
	Feb	1,000	16	-	159	-	-	-	308	-	59	235	-	-	-	3	-	43	31	118	-	-	-	-	-	26	1	-	1	
	Mar	746	17	-	125	-	-	-	225	-	51	239	-	-	-	8	-	32	15	18	-	-	-	-	-	13	2	-	1	
	Apr	871	30	-	139	-	-	-	267	-	43	243	-	-	-	18	-	32	52	35	-	-	1	-	-	10	1	-	-	
	May	1,056	30	-	231	-	-	-	328	-	43	256	-	-	-	26	-	21	30	53	2	-	6	-	-	26	1	-	1	
	Jun	920	28	-	205	-	-	-	289	-	38	230	-	-	-	7	-	24	22	30	-	-	-	-	-	46	1	-	-	
	Jul	627	20	-	124	-	-	-	164	-	38	194	-	-	-	7	-	20	19	24	-	-	-	-	-	17	-	-	-	
	Aug	0	-	-	-	-	-	-	-	-	-	-	-	-	-	-	-	-	-	-	-	-	-	-	-	-	-	-	-	
	Sep	0	-	-	-	-	-	-	-	-	-	-	-	-	-	-	-	-	-	-	-	-	-	-	-	-	-	-	-	-
	Oct	0	-	-	-	-	-	-	-	-	-	-	-	-	-	-	-	-	-	-	-	-	-	-	-	-	-	-	-	-
	Nov	0	-	-	-	-	-	-	-	-	-	-	-	-	-	-	-	-	-	-	-	-	-	-	-	-	-	-	-	-
	Dec	0	-	-	-	-	-	-	-	-	-	-	-	-	-	-	-	-	-	-	-	-	-	-	-	-	-	-	-	-
	Total	6,014	163	0	1,123	0	0	2	1,846	0	332	1,601	0	0	0	0	81	0	204	186	308	2	7	0	2	147	6	0	4	
Dadaab	Jan	13,568	-	-	-	-	-	-	6	-	58	135	-	-	-	-	-	13,238	106	22	-	-	-	-	-	3	-	-		
	Feb	25,549	-	-	1	-	-	-	7	-	2	117	-	-	-	1	-	25,285	133	1	-	-	-	-	2	-	-	-		
	Mar	18,119	-	-	-	-	-	-	8	-	-	48	-	-	-	-	-	17,994	62	-	-	-	-	-	6	1	-	-		
	Apr	85	-	-	-	-	-	-	1	-	-	-	-	-	-	-	-	84	-	-	-	-	-	-	-	-	-	-		
	May	45	-	-	-	-	-	-	-	-	-	2	-	-	-	-	-	40	3	-	-	-	-	-	-	-	-	-		
	Jun	127	-	-	-	-	-	-	1	-	-	18	-	-	-	-	-	108	-	-	-	-	-	-	-	-	-	-		
	Jul	1,371	-	-	-	-	-	-	1	-	14	41	-	-	-	-	-	1,301	7	7	-	-	-	-	-	-	-	-		
	Aug	0	-	-	-	-	-	-	-	-	-	-	-	-	-	-	-	-	-	-	-	-	-	-	-	-	-	-		
	Sep	0	-	-	-	-	-	-	-	-	-	-	-	-	-	-	-	-	-	-	-	-	-	-	-	-	-	-	-	
	Oct	0	-	-	-	-	-	-	-	-	-	-	-	-	-	-	-	-	-	-	-	-	-	-	-	-	-	-	-	
	Nov	0	-	-	-	-	-	-	-	-	-	-	-	-	-	-	-	-	-	-	-	-	-	-	-	-	-	-	-	
	Dec	0	-	-	-	-	-	-	-	-	-	-	-	-	-	-	-	-	-	-	-	-	-	-	-	-	-	-	-	
	Total	58,864	0	0	1	0	0	0	24	0	74	361	0	0	0	0	1	0	58,050	311	30	0	0	0	0	8	4	0	0	
Kakuma, Kalobeyei & Eldoret (Urban)	Jan	3,829	-	-	234	-	-	-	220	1	39	60	-	-	-	4	-	108	2,983	143	-	-	-	-	37	-	-	-		
	Feb	3,112	2	-	353	-	-	-	332	-	2	115	-	-	-	3	-	127	2,022	145	-	-	-	-	11	-	-	-		
	Mar	3,759	1	-	218	-	-	-	219	-	-	103	-	-	-	10	-	162	2,798	214	-	-	-	-	34	-	-	-		
	Apr	3,249	24	-	310	-	-	-	310	-	-	59	-	-	-	3	-	114	2,225	180	-	-	-	-	23	-	1	-		
	May	3,114	1	-	246	-	-	-	244	-	11	158	-	-	-	10	-	139	2,154	130	-	-	-	-	21	-	-	-		
	Jun	2,286	-	-	131	-	-	-	156	-	-	57	-	-	-	7	-	121	1,694	102	-	-	-	-	18	-	-	-		
	Jul	2,310	49	-	234	-	-	-	201	-	-	82	-	-	-	3	-	147	1,462	111	-	-	-	-	21	-	-	-		
	Aug	0	-	-	-	-	-	-	-	-	-	-	-	-	-	-	-	-	-	-	-	-	-	-	-	-	-	-		
	Sep	0	-	-	-	-	-	-	-	-	-	-	-	-	-	-	-	-	-	-	-	-	-	-	-	-	-	-	-	
	Oct	0	-	-	-	-	-	-	-	-	-	-	-	-	-	-	-	-	-	-	-	-	-	-	-	-	-	-	-	
	Nov	0	-	-	-	-	-	-	-	-	-	-	-	-	-	-	-	-	-	-	-	-	-	-	-	-	-	-	-	
	Dec	0	-	-	-	-	-	-	-	-	-	-	-	-	-	-	-	-	-	-	-	-	-	-	-	-	-	-	-	
	Total	21,659	77	0	1,726	0	0	0	1,682	1	52	634	0	0	0	0	40	0	918	15,338	1,025	0	0	0	0	165	0	1	0	

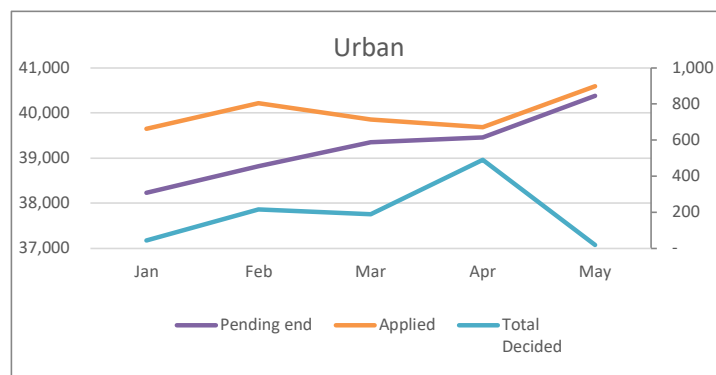


Individual Asylum Applications and Refugee Status Determination Trend

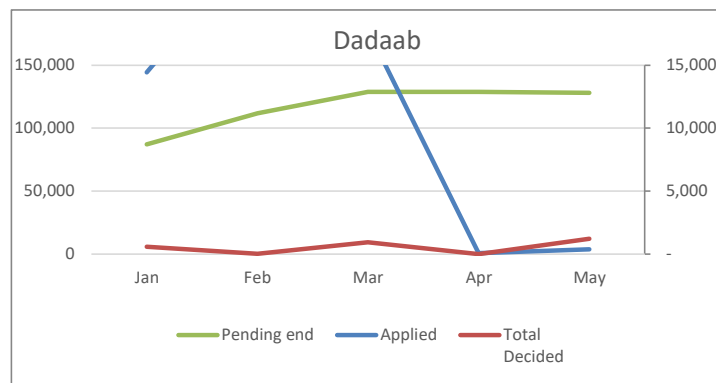
Total	Month	Pending begin	Applied	Recognized	Rejected	Oth. Closed	Total Decided	Pending end
	Jan	152,957	15,788	673	-	125	798	167,947
	Feb	167,947	26,679	249	-	167	416	194,210
	Mar	194,210	19,197	1,121	-	112	1,233	212,174
	Apr	212,174	1,498	698	-	606	1,304	212,296
	May	212,296	1,952	154	-	46	1,425	212,865
	Jun	212,865	1,769	3,478	-	600	3,533	210,550
	Jul	210,550	1,728	684	-	353	1,032	211,209
	Aug	211,209	-	-	-	-	-	211,209
	Sep	211,209	-	-	-	-	-	211,209
	Oct	211,209	-	-	-	-	-	211,209
	Nov	211,209	-	-	-	-	-	211,209
Dec	211,209	-	-	-	-	-	211,209	
Total		68,611	7,057	-	2,009	9,741		



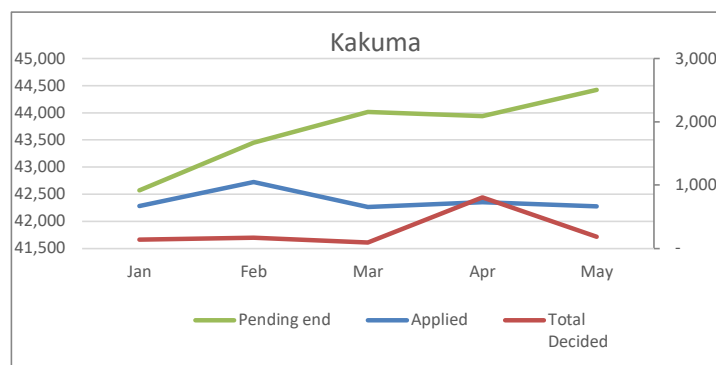
Urban	Month	Pending begin	Applied	Recognized	Rejected	Oth. Closed	Total Decided	Pending end
	Jan	37,615	663	45	-	-	45	38,233
	Feb	38,233	805	206	-	9	215	38,823
	Mar	38,823	714	170	-	19	189	39,348
	Apr	39,348	671	486	-	5	491	39,456
	May	39,456	898	2	-	16	18	40,378
	Jun	40,378	810	279	-	29	308	40,874
	Jul	40,874	571	356	-	7	363	41,050
	Aug	41,050	-	-	-	-	-	41,050
	Sep	41,050	-	-	-	-	-	41,050
	Oct	41,050	-	-	-	-	-	41,050
	Nov	41,050	-	-	-	-	-	41,050
Dec	41,050	-	-	-	-	-	41,050	
Total		5,132	1,544	-	85	1,629		



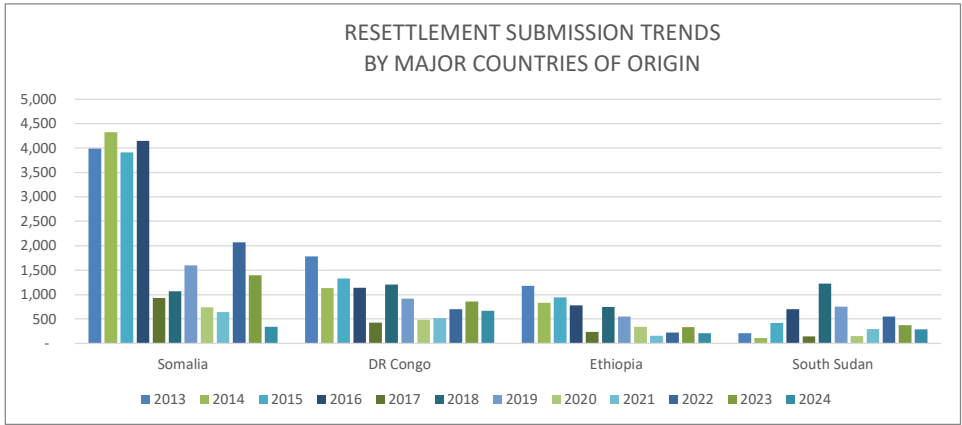
Dadaab	Month	Pending begin	Applied	Recognized	Rejected	Oth. Closed	Total Decided	Pending end
	Jan	73,297	14,455	611	-	-	611	87,141
	Feb	87,141	24,825	25	-	3	28	111,938
	Mar	111,938	17,826	950	-	-	950	128,814
	Apr	128,814	93	-	-	7	7	128,900
	May	128,900	390	-	-	-	1,225	128,065
	Jun	128,065	545	545	-	-	-	128,065
	Jul	128,065	548	5	-	-	-	128,608
	Aug	128,608	-	-	-	-	-	128,608
	Sep	128,608	-	-	-	-	-	128,608
	Oct	128,608	-	-	-	-	-	128,608
	Nov	128,608	-	-	-	-	-	128,608
Dec	128,608	-	-	-	-	-	128,608	
Total		58,682	2,136	-	10	2,821		



Kakuma, Kalobeyi & Eldoret	Month	Pending begin	Applied	Recognized	Rejected	Oth. Closed	Total Decided	Pending end
	Jan	42,045	670	17	-	125	142	42,573
	Feb	42,573	1,049	18	-	155	173	43,449
	Mar	43,449	657	1	-	93	94	44,012
	Apr	44,012	734	212	-	594	806	43,940
	May	43,940	664	152	-	30	182	44,422
	Jun	44,422	414	2,654	-	571	3,225	41,611
	Jul	41,611	609	323	-	346	669	41,551
	Aug	41,551	-	-	-	-	-	41,551
	Sep	41,551	-	-	-	-	-	41,551
	Oct	41,551	-	-	-	-	-	41,551
	Nov	41,551	-	-	-	-	-	41,551
Dec	41,551	-	-	-	-	-	41,551	
Total		4,797	3,377	-	1,914	5,291		

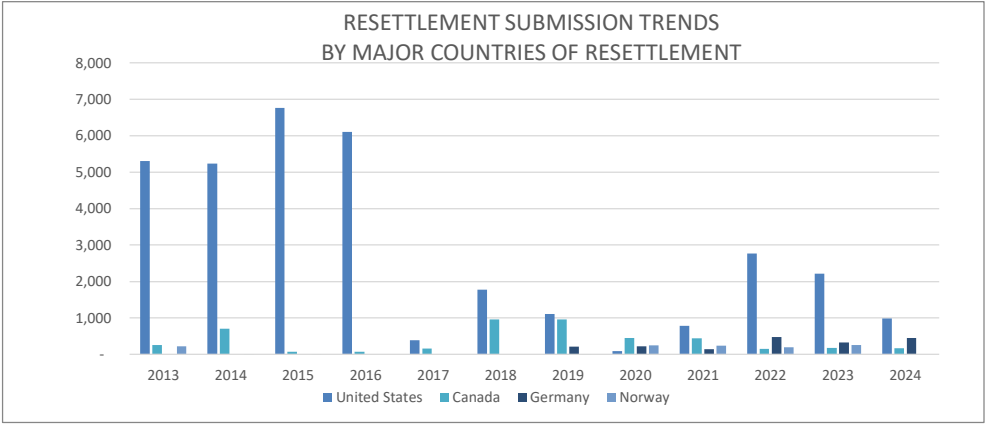


RESETTLEMENT SUBMISSION BY COUNTRY OF ORIGIN													
Country of Origin	2013	2014	2015	2016	2017	2018	2019	2020	2021	2022	2023	2024	Total
Somalia	3,985	4,325	3,909	4,147	929	1,068	1,600	740	643	2,068	1,398	336	25,148
DR Congo	1,783	1,132	1,326	1,143	424	1,203	916	484	519	700	859	671	11,160
Ethiopia	1,181	830	941	785	237	748	549	337	159	225	332	206	6,530
South Sudan	214	111	420	701	143	1,229	753	152	296	548	375	288	5,230
Sudan	29	158	541	104	4	34	3	2	10	18	63	45	1,011
Uganda	24	88	108	107	47	136	191	12	6	11	3	4	737
Burundi	58	46	121	81	100	121	104	60	54	76	153	144	1,118
Eritrea	111	73	116	55	26	39	36	12	2	10	1	4	485
Rwanda	22	31	78	26	10	17	15	10	6	15	10	9	249
Other	5	11	26	14	20	16	10	11	1	20	8	32	174
Total	7,412	6,805	7,586	7,163	1,940	4,611	4,177	1,820	1,696	3,691	3,202	1,739	51,842



*RST submissions as at end of May 2024

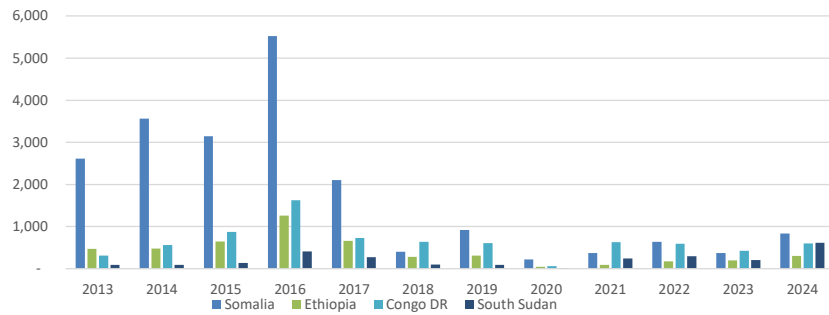
RESETTLEMENT SUBMISSION BY COUNTRY OF RESETTLEMENT													
Country of Submission	2013	2014	2015	2016	2017	2018	2019	2020	2021	2022	2023	2024	Total
United States	5,304	5,239	6,764	6,105	391	1,775	1,115	90	788	2,763	2,220	986	33,540
Australia	932	53	107	310	736	1,438	885	281	16	40	93	39	4,930
Canada	254	705	69	75	158	963	958	451	443	152	175	167	4,570
Germany	-	-	-	-	-	-	217	226	142	476	325	453	1,839
United Kingdom	155	363	378	397	180	243	297	251	5	11	22	2	2,304
Sweden	342	397	81	262	353	120	662	38	8	3	5	-	2,271
Norway	218	12	11	5	6	1	11	249	240	197	258	1	1,209
Netherlands	145	16	130	-	-	-	7	138	40	40	103	77	696
France	29	-	-	1	88	46	11	47	10	9	-	7	248
Other	33	20	46	8	28	25	14	49	4	-	1	7	235
Total	7,412	6,805	7,586	7,163	1,940	4,611	4,177	1,820	1,696	3,691	3,202	1,739	51,842



RESETTLEMENT DEPARTURES BY COUNTRY OF ORIGIN

Country of Origin	2013	2014	2015	2016	2017	2018	2019	2020	2021	2022	2023	2024	Total
Somalia	2,612	3,562	3,142	5,521	2,102	398	924	220	375	636	369	836	20,697
Ethiopia	469	480	645	1,265	663	282	309	45	87	179	196	299	4,919
Congo DR	308	560	874	1,621	730	643	611	64	630	592	426	601	7,660
South Sudan	88	92	136	412	272	100	94	19	245	293	204	615	2,570
Sudan	61	82	46	123	184	9	30	5	35	53	103	116	847
Eritrea	25	57	28	121	62	21	18	4	16	11	6	9	378
Burundi	13	23	30	70	50	81	133	22	54	51	36	84	647
Uganda	2	36	69	70	50	73	63	60	64	23	21	5	536
Rwanda	26	21	28	56	24	28	13	7	9	4	2	24	242
Other	-	-	3	27	4	6	26	12	2	-	-	1	81
Total	3,604	4,913	5,001	9,286	4,141	1,641	2,221	458	1,517	1,842	1,363	2,590	38,577

RESETTLEMENT DEPARTURE TRENDS BY MAJOR COUNTRIES OF ORIGIN

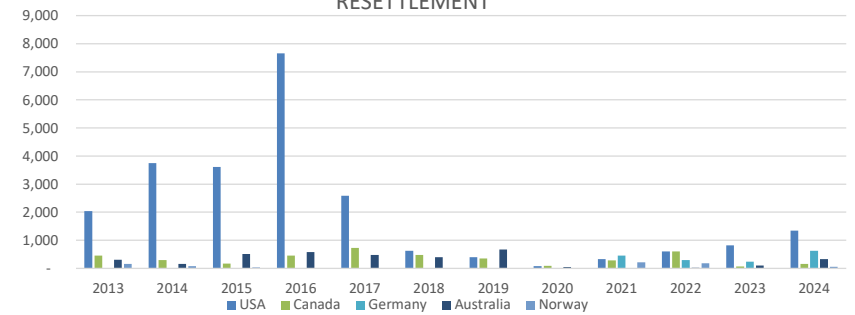


*RST departures as at end of June 2024

RESETTLEMENT DEPARTURES BY COUNTRY OF RESETTLEMENT

Country of Resettlement	2013	2014	2015	2016	2017	2018	2019	2020	2021	2022	2023	2024	Total
USA	2,040	3,751	3,610	7,665	2,585	633	392	74	329	607	826	1,349	23,861
Canada	464	302	174	452	725	480	347	93	283	602	72	158	4,152
Germany	-	-	-	-	-	-	-	-	460	295	239	631	1,625
Australia	311	160	514	580	475	398	666	49	14	22	108	326	3,623
United Kingdom	260	279	308	267	248	111	163	19	2	21	37	73	1,788
Sweden	331	229	341	238	83	4	596	201	131	1	8	-	2,163
Norway	159	78	32	3	7	-	2	-	219	191	17	51	759
Netherlands	-	87	2	70	-	-	5	-	30	82	30	2	308
France	-	-	-	-	1	5	25	9	26	21	15	-	102
Other	39	27	20	11	17	10	25	13	23	-	11	2	198
Total	3,604	4,913	5,001	9,286	4,141	1,641	2,221	458	1,517	1,842	1,363	2,590	38,577

RESETTLEMENT DEPARTURE TRENDS BY MAJOR COUNTRIES OF RESETTLEMENT



**VOLUNTARY REPATRIATION FROM KENYA
BY COUNTRY OF ORIGIN**

Country of Origin	Year														Total
	2011	2012	2013	2014	2015	2016	2017	2018	2019	2020	2021	2022	2023	2024	
Sudan	28	-	-	-	-	-	-	-	-	-	-	-	-	-	28
Burundi	-	4	-	-	-	-	-	586	156	60	1,024	1,255	247	588	3,920
Rwanda	2	1	-	-	-	-	-	-	-	-	-	-	-	-	3
Mozambique	-	-	-	-	-	-	4	-	-	-	-	-	-	-	4
Somalia	69	4	-	481	5,614	33,792	35,409	7,543	2,142	190	294	439	-	85,977	
Congo, DRC	2	7	3	-	-	-	-	-	15	-	11	1	-	39	
Ethiopia	-	-	-	-	-	-	-	1,963	5	79	761	-	-	2,808	
Uganda	4	1	-	-	-	-	-	-	-	-	3	-	-	8	
Other	6	-	-	-	-	6	-	1	19	-	-	-	-	32	
Total	111	17	3	481	5,614	33,798	35,413	10,093	2,337	329	2,093	1,695	247	588	92,819

