



UNHCR

United Nations High Commissioner for Refugees
Haut Commissariat des Nations Unies pour les réfugiés

Case postale 2500
CH-1211 Genève 2
www.unhcr.org

Tel.: +41 22 739 8594/8840
Fax: +41 22 739 7328
Email: hqcs00@unhcr.org

REFUGEE TRENDS

1 JANUARY – 30 SEPTEMBER 2004

**REFUGEE POPULATIONS, NEW ARRIVALS AND
DURABLE SOLUTIONS IN 73, MOSTLY DEVELOPING, COUNTRIES**

DECEMBER 2004

**POPULATION DATA UNIT
POPULATION AND GEOGRAPHIC DATA SECTION
UNITED NATIONS HIGH COMMISSIONER FOR REFUGEES
GENEVA**

ALSO AVAILABLE AT: [HTTP://WWW.UNHCR.ORG/STATISTICS](http://www.unhcr.org/statistics)
CONTACT: [HQCS00@UNHCR.ORG](mailto:hqcs00@unhcr.org)

INTRODUCTION

1. This report provides a brief overview of refugee trends from 1 January to 30 September 2004 in 73 countries for which statistics were available by mid-November 2004. The 73 countries included are mostly developing countries where UNHCR has operations.¹ For 52 of the 73 countries, it is possible to analyse trends on a quarterly basis.

2. The main purpose of this report is to provide updated statistics for individual asylum countries and UNHCR operations.² Trends in the number of refugee status applications and decisions in these countries are analyzed separately in the document *Trends in Refugee Status Determination, 1 January – 30 September 2004*. The statistics presented here should be considered as provisional, subject to change. The country codes used in the tables are explained in Annex I.

NET INCREASES AND DECREASES

3. This section summarizes the main changes in the size of the refugee population from the beginning of the year to the end of the third quarter. The main causes of these changes (new arrivals, durable solutions, registration) are provided in the following two sections.

4. In the 73 asylum countries considered here, the refugee population remained fairly stable. During the first nine months of 2004, the refugee population decreased by 5 per cent, from 5.7 million as at 1 January 2004 to 5.4 million as at 30 September 2004. The refugee population directly assisted by or through UNHCR also decreased by 5 per cent, from 4.1 million at the beginning to 3.9 million at the end of the period (see *Table 1*).

5. Of the 73 asylum countries included in this report, 30 countries reported a fall in the refugee population, 14 countries reported no change during the period, while 29 countries reported an increase in the refugee population. However, the fall reported by the 30 asylum countries (388,000 refugees) was significantly higher than the increase reported by the 29 countries (123,000) (see *Table 1*).

6. Among the 35 countries included in this report hosting 5,000 or more refugees at the end of the period, five recorded an **increase** in the refugee population of 5 per cent or more. Malaysia reported an increase from 7,400 to 19,300 refugees. This increase was mostly due to a reregistration and reclassification of refugees granted temporary protection. In the Islamic Republic of Iran, the refugee population estimate increased by 10 per cent (95,000 refugees) due to a combination of registration conducted by the host country (+573,000 refugees) and voluntary repatriation (-478,000). In Ecuador, the refugee population increased by 19 per cent, mostly due to the individual recognition of 1,500 Columbian refugees. In Rwanda, the refugee population increased by 18 per cent during the first nine months of 2004, due to new arrivals from the Democratic Republic of Congo (DR Congo) and Burundi. Finally, Mali reported an 8 per cent increase in the refugee population following the arrival of some 800 refugees from Côte d'Ivoire.

7. Refugee nationalities recording the largest net increase during the first nine months of 2004 included Afghan refugees in the Islamic Republic of Iran (+148,000), refugees from DR

¹ For an overview of asylum trends in industrialized countries, see: <http://www.unhcr.org/statistics>, *Asylum Trends*.

² For a comprehensive overview of global and regional refugee trends and other persons of concern to UNHCR, see <http://www.unhcr.org/statistics>, *2003 Global Refugee Trends*.

Congo in Zambia (+15,500), Burundi (+8,200), Rwanda (+3,700) and the United Rep. of Tanzania (+2,600), refugees from Indonesia (+8,000) and Myanmar (+3,800) in Malaysia, Burundi refugees in Rwanda (+2,900) and Somali refugees in Yemen (+2,100) (see *Tables 1 and 2*).

8. Nine countries hosting more than 5,000 refugees recorded a **decrease** in the refugee population of at least 5 per cent. The countries concerned are Central African Republic (-35%), Namibia (-25%), Rep. of Congo (-25%), Guinea (-15%), Pakistan (14%), Zambia (-11%), Rep. of Tanzania (-11%), DR Congo (-10%) and Ethiopia (-10%). These decreases are generally due to a combination of spontaneous and assisted voluntary repatriation and registration. The main voluntary repatriation movements are discussed below under the section Durable solutions (see *Table 1*).

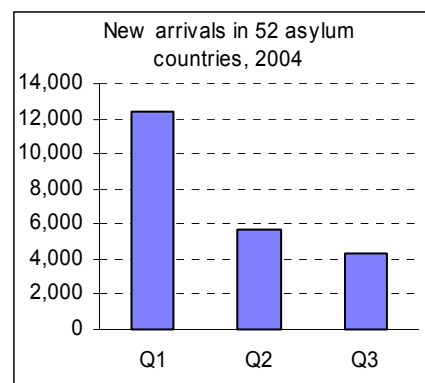
9. Refugee nationalities recording a significant net decrease during the first nine months of 2004 included Afghan refugees in Pakistan (-157,000), Burundi refugees in the United Rep. of Tanzania (-71,300), Iraqi refugees in the Islamic Rep. of Iran (-53,300), Angolan refugees in Zambia (-50,400), refugees from DR Congo in the Rep. of Congo (-22,200), Liberian refugees in Guinea (16,600), Sudanese refugees in Central African Republic (-16,500), Angolan refugees in DR Congo (-15,100), Cambodian refugees in Viet Nam (-13,000), Sierra Leonean refugees in Guinea (-12,000) and Somali refugees in Ethiopia (-10,700) (see *Table 2*).

NEW ARRIVALS

10. Among the 73 asylum countries included here, new arrivals involving more than 1,000 refugees were reported by eight countries: Yemen (10,000), Rwanda (7,200), Egypt (3,400), Ethiopia (2,700), Zambia (2,200), Ecuador (1,500), the United Republic of Tanzania (1,200), and Malaysia (1,000). In total, the 73 countries reported 33,800 new arrivals during the first nine months of 2004 (see *Table 1*).

11. These outflows concerned mostly refugees from Somalia fleeing to Yemen (10,000), refugees from DR Congo fleeing to Rwanda (4,300) and Zambia (1,900), refugees from Burundi fleeing to Rwanda (2,900) and the United Republic of Tanzania (1,000), and Sudanese refugees fleeing to Egypt (2,400). In addition, 1,700 Eritrean refugees arrived in Ethiopia, whereas 1,500 Colombian asylum-seekers were granted refugee status in Ecuador (see *Tables 2 and 3*).

12. Most refugees arrived during the first quarter of 2004. In the 52 countries with comparable data, new refugee arrivals dropped by more than half from the first to the second quarter and fell to only one-third during the third quarter of 2004 (see chart).



DURABLE SOLUTIONS

Voluntary repatriation

13. In total, the 73 countries included here reported the voluntary repatriation of some 983,000 refugees during the first nine months of 2004.³ Based on these figures, it is

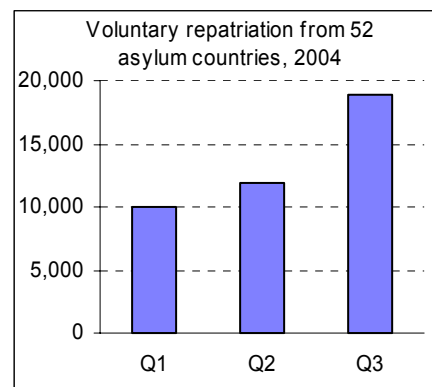
³ These figures are based on the reporting of countries of asylum only. Often, they do not take into account the spontaneous return of refugees registered by the country of origin. Final repatriation figures, based on departure and arrival data, are established at the end of each year.

expected the global level of voluntary repatriation during 2004 will significantly exceed that of 2003, when 1.1 million refugees returned to their home country.

14. Voluntary repatriation departures involving more than 1,000 refugees were reported by 11 UNHCR country offices, including the Islamic Republic of Iran (477,500), Pakistan (362,900), the United Republic of Tanzania (78,200), the Democratic Republic of Congo (18,700), Zambia (17,300) and Guinea (12,100).

15. The largest repatriation departure movements involved Afghan refugees from the Islamic Republic of Iran (424,300) and Pakistan (362,900), Iraqi refugees from the Islamic Republic of Iran (53,300), Burundi refugees from the United Republic of Tanzania (78,100), Angolan refugees from Zambia (17,000), Angola (11,800) and Namibia (3,400), Sierra Leonean refugees from Guinea (12,100) and Somali refugees from Ethiopia (see *Tables 2 and 4*).

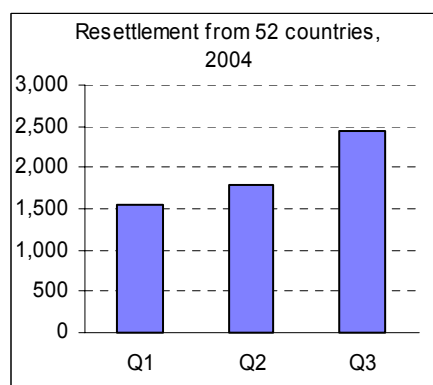
16. Data reported by 52 countries suggest that voluntary repatriation departures increased during the second and in particular the third quarter of 2004 (see chart). However, considering that no quarterly data are available for some of the major voluntary repatriation movements, these trends are only indicative for the 52 countries covered (see *Table 6*).



Resettlement

17. UNHCR offices in the 73 asylum countries included in this report resettled some 7,700 refugees during the first nine months of 2004. Seventeen offices facilitated more than 100 departures. Most resettlement departures facilitated by UNHCR took place from Egypt (3,400), The Islamic Republic of Iran (770), the United Republic of Tanzania (650), Ethiopia (490), Pakistan (430), Guinea (380), India (330), Ecuador (280), Serbia and Montenegro (210), Indonesia (120), and Uzbekistan (110) (see *Table 1*).

18. Within these 73 first asylum countries, the nationalities benefiting mostly from resettlement facilitated by UNHCR included refugees from Sudan (3,620), Afghanistan (1,760), DR Congo (470), Somalia (430), Liberia (400), Iraq (300) and Colombia (300).



19. Data from 52 asylum countries which reported data for all three quarters in 2004 indicate that resettlement departures have increased during the year, from some 1,500 during the first quarter, to almost 2,500 during the third quarter of 2004 (see chart). However, because a number of first asylum countries with important resettlement programmes (e.g. Ghana, Kenya, Thailand) have not reported quarterly data, these trends are only indicative (see *Table 6*).

**GLOBAL REFUGEE TRENDS, 1 JANUARY – 30 SEPTEMBER 2004
UNHCR GENEVA, DECEMBER 2004**

Table 1. Refugee population and main changes by country of asylum

Period: 1 January to 30 September 2004

Coverage: 73 asylum countries for which statistics were available mid-November 2004

Figures are provisional and subject to change. Source: UNHCR.

Country of asylum	Population 1 January		Increases since 1 January		Decreases since 1 January					Population end-quarter	
	Total	of which: UNHCR-assisted	New arrivals	Other	Vol. repatriation		Resettlement		Other	Total	of which: UNHCR-assisted
					Total	of which: UNHCR-assisted	Total	of which: UNHCR-assisted			
ALG	169,033	155,451	-	10	-	-	-	-	4	169,039	155,452
ANG	13,862	10,768	76	-	-	-	1	1	-	13,937	10,767
ARE	88,749	18,749	3,387	1,818	36	34	3,510	3,406	137	90,271	20,271
ARG	2,642	985	149	30	6	-	-	-	1	2,814	668
ARM	239,289	40,039	75	-	-	-	1	1	3,554	235,809	40,113
BEN	5,034	-	74	26	113	113	33	20	8	4,980	-
BGD	19,792	19,708	9	680	200	200	2	-	37	20,242	20,143
BKF	466	-	25	8	6	6	-	-	1	492	106
BLR	638	213	16	-	-	-	-	-	4	650	-
BOL	525	310	-	-	-	-	1	1	1	523	308
BRA	3,193	2,118	56	55	-	-	-	-	14	3,290	2,218
BZE	861	207	-	-	-	-	-	-	116	745	83
CAM	76	74	-	281	-	-	68	68	3	286	284
CAR	44,753	39,676	367	623	125	125	2	2	16,539	29,077	23,676
CHI	299,354	10,879	38	2	6	6	11	11	14	299,363	10,887
CHL	466	320	61	1	1	-	-	-	-	527	320
CMR	58,583	-	554	74	41	41	45	45	27	59,098	-
COB	91,362	81,946	-	-	447	447	-	-	22,176	68,739	59,261
COD	234,033	56,404	151	4,288	18,727	18,066	9	9	8,529	211,207	42,078
COL	186	45	14	-	-	-	-	-	6	194	43
CUB	836	745	107	-	-	-	40	26	100	803	641
CYP	350	349	79	19	-	-	-	-	8	440	396
ECU	6,381	6,381	1,509	-	3	3	282	282	-	7,605	7,605
EST	11	-	-	-	-	-	-	-	-	11	-
ETH	130,276	130,276	2,654	1,781	8,501	8,501	491	491	7,917	117,822	117,801
GAB	14,005	14,005	-	122	482	482	22	22	27	13,596	13,596
GEO	3,864	3,849	5	-	-	-	35	35	1,203	2,631	2,616
GNB	7,551	7,551	15	-	18	18	-	-	-	7,548	7,548
GUA	715	7	-	-	1	-	-	-	53	661	7
GUI	184,341	111,491	516	354	12,112	12,112	383	383	16,875	155,840	77,841
HON	23	1	-	-	-	-	-	-	2	21	1
IND	164,757	103,835	352	324	1,659	1,639	331	331	4,657	158,786	103,512
INS	233	233	45	3	6	-	123	123	-	152	152
IRN ¹	984,896	984,896	-	573,467	477,530	357,829	768	768	-	1,080,065	1,080,065
KOR	24	24	-	-	-	-	-	-	1	24	24
KUW	1,514	799	-	-	-	-	-	-	-	1,514	800
LBY	11,872	1,060	241	-	5	5	-	-	-	12,108	1,055
LKA	30	30	5	14	-	-	-	-	1	48	47
LTU	403	403	135	-	-	-	-	-	-	538	538
LVA	17	-	-	-	5	-	-	-	-	12	-
MAU	475	475	46	-	28	28	-	-	14	479	479
MCD	193	169	-	609	4	-	10	10	150	638	614
MDA	102	102	2	-	39	39	-	-	-	65	65
MEX	6,075	9,864	-	8	-	-	-	-	22	6,061	260
MLI	10,009	10,009	872	-	58	58	9	-	-	10,814	10,814
MLS	7,424	85	1,027	11,224	-	-	413	-	4	19,258	-
NAM	11,814	11,814	-	487	3,372	3,115	-	-	41	8,888	9,145
NEP	123,667	103,664	75	1,301	-	-	6	6	528	124,509	104,506
NGR	328	-	5	3	2	2	5	5	-	329	-
NIC	300	38	-	-	-	-	-	-	18	282	-

Table 1 (continued)

Country of asylum	Population 1 January		Increases since 1 January		Decreases since 1 January					Population end-quarter	
	Total	of which: UNHCR-assisted	New arrivals	Other	Vol. repatriation		Resettlement			Total	of which: UNHCR-assisted
					Total	of which: UNHCR-assisted	Total	of which: UNHCR-assisted	Other		
PAK ²	1,124,298	1,124,298	12	205,850	362,856	362,856	433	433	57	966,814	966,814
PAR	28	28	2	-	-	-	-	-	-	30	30
PHI	108	1	1	1	-	-	-	-	4	106	2
PNG	7,491	2,491	-	-	-	-	-	-	-	7,491	2,491
RWA	36,608	36,608	7,167	-	-	-	85	85	494	43,196	43,196
SAL	252	22	1	-	-	-	14	14	1	238	2
SAU	240,881	881	5	29	385	385	2	2	1	240,527	516
SEN	20,726	20,726	77	-	19	16	10	-	-	20,774	20,774
SIN	4	4	1	-	-	-	3	3	1	1	1
SOM	368	368	16	14	-	-	44	44	6	348	348
SRV	15,360	-	-	-	-	-	-	-	13,000	2,360	-
SVN	2,069	2,069	17	17	1	1	-	-	-	2,102	2,102
TAN	649,770	479,770	1,233	15,697	78,203	78,203	645	645	7,423	580,429	410,429
TKM	13,510	13,510	14	-	173	173	14	14	15	13,322	13,322
TMP	3	3	-	-	-	-	-	-	-	3	3
TOG	12,395	-	84	5	2	2	8	-	-	12,474	-
UAE	160	136	22	12	-	-	2	2	64	128	128
URU	91	13	6	-	-	-	-	-	-	97	55
UZB	44,682	2,512	33	36	38	38	107	107	100	44,473	2,336
VEN	58	38	124	7	9	9	1	1	-	179	-
YEM	61,881	61,881	10,020	300	10	8	32	21	8,018	64,141	64,141
YUG	291,415	291,415	6	1	1,007	514	208	208	5,608	284,599	284,599
ZAM	226,697	134,370	2,239	29,329	17,312	15,020	351	78	38,316	202,286	127,284
Total	5,694,238	4,111,191	33,822	848,910	983,548	860,094	8,560	7,703	155,900	5,428,949	3,865,379

¹ The estimate for the Afghan refugee population 1 Jan 2004 increased by 575,000 persons following a registration conducted by the host country end-2003.

² Figures include Afghan refugees living in camps only. According to a 2001 Government survey, some 1.6 million Afghans are living in urban areas. Voluntary repatriation figures include departures from urban areas, however.

GLOBAL REFUGEE TRENDS, 1 JANUARY – 30 SEPTEMBER 2004
UNHCR GENEVA, DECEMBER 2004

Table 2. Refugee population and main changes by origin and country of asylum

Period: 1 January to 30 September 2004

Coverage: 73 asylum countries for which statistics were available mid-November 2004

The origin is listed if the total population end-quarter was 500 or above.

Figures between 1 and 4 have been replaced by an asterisk.

Figures are provisional and subject to change. Source: UNHCR.

Origin	Country of asylum	Population 1 January		Increases since 1 January		Decreases since 1 January					Population end-quarter	
		Total	of which: UNHCR-assisted	New arrivals	Other	Vol. repatriation		Resettlement			Total	of which: UNHCR-assisted
						Total	of which: UNHCR-assisted	Total	of which: UNHCR-assisted	Other		
AFG	PAK ²	1,123,647	1,123,647	-	205,839	362,856	362,856	364	364	-	966,266	966,266
AFG	IRN ¹	834,699	834,699	-	573,467	424,269	349,068	754	754	-	983,143	983,143
AFG	IND	10,283	10,283	66	276	93	73	137	137	507	9,888	9,888
AFG	UZB	5,470	2,502	29	32	38	38	104	104	99	5,258	2,322
AFG	TKM	1,223	1,223	-	-	112	112	5	5	-	1,106	1,106
ANG	ZAM	158,894	71,894	*	4,781	17,000	15,006	7	-	38,186	108,483	59,483
ANG	COD	123,714	42,742	18	3,949	11,756	11,231	-	-	7,360	108,565	27,810
ANG	NAM	11,814	11,814	-	487	3,372	3,115	-	-	41	8,888	9,145
ANG	COB	3,881	1,815	-	-	48	48	-	-	-	3,833	1,815
ANG	BRA	1,952	1,373	5	43	-	-	-	-	9	1,991	1,414
AZE	ARM	239,250	40,000	-	-	-	-	-	-	3,554	235,696	40,000
BDI	TAN	494,209	324,209	944	10,496	78,108	78,108	187	187	4,481	422,873	252,873
BDI	COD	19,552	796	-	119	145	145	*	*	-	19,525	769
BDI	ZAM	2,059	1,743	29	273	*	-	61	13	*	2,294	1,894
BDI	RWA	1,841	1,841	2,914	-	-	-	-	-	22	4,733	4,733
BHU	NEP	103,650	103,650	71	1,301	-	-	-	-	526	104,496	104,496
BSN	YUG	99,785	99,785	-	-	113	113	37	37	861	98,774	98,774
BSN	SVN	2,001	2,001	*	*	-	-	-	-	-	2,004	2,004
CAM	SRV	15,360	-	-	-	-	-	-	-	13,000	2,360	-
CAR	CMR	379	-	225	8	5	5	5	5	-	602	-
CHD	CMR	39,261	-	23	*	-	-	-	-	*	39,282	-
CHD	GAB	1,312	1,312	-	15	103	103	-	-	5	1,219	1,219
CHD	CAR	1,241	19	184	623	*	*	-	-	-	2,045	19
CHI	IND	92,349	92,349	-	-	-	-	-	-	-	92,349	92,349
COB	GAB	12,122	12,122	-	91	378	378	21	21	20	11,794	11,794
COB	COD	6,626	1,215	-	-	344	344	5	5	1,000	5,277	866
COB	BEN	1,179	-	*	*	9	9	10	10	-	1,163	-
COD	TAN	150,160	150,160	171	4,910	6	6	320	320	2,195	152,720	152,720
COD	COB	81,004	79,555	-	-	*	*	-	-	22,176	58,825	57,216
COD	ZAM	58,405	54,405	1,946	14,176	295	-	208	38	96	73,928	58,928
COD	RWA	34,725	34,725	4,253	-	-	-	85	85	472	38,421	38,421
COD	ANG	13,496	10,751	14	-	-	-	-	-	-	13,510	10,751
COD	CAR	6,498	3,554	-	-	103	103	-	-	-	6,395	3,554
COD	BEN	852	-	17	*	*	*	6	6	*	862	-
COL	ECU	6,248	6,248	1,480	-	*	*	282	282	-	7,443	7,443
ERT	ETH	6,754	6,754	1,706	236	-	-	194	194	12	8,490	8,490
ETH	YEM	1,795	1,795	-	146	-	-	-	-	*	1,939	1,939
GAZ	SAU	240,000	-	-	-	-	-	-	-	-	240,000	-
GAZ	ARE	70,215	215	-	-	-	-	-	-	-	70,215	215
GAZ	LBY	8,787	521	78	-	-	-	-	-	-	8,865	521
GAZ	ALG	4,005	-	-	-	-	-	-	-	-	4,005	-
GAZ	KUW	911	400	-	-	-	-	-	-	-	911	401
GHA	TOG	11,208	-	-	-	-	-	-	-	-	11,208	-
GUA	MEX	4,116	9,598	-	-	-	-	-	-	-	4,116	-
HRV	YUG	189,758	189,758	-	-	361	361	159	159	4,747	184,491	184,491
ICO	GUI	9,552	7,056	9	86	-	-	-	-	-	9,647	3,726
ICO	MLI	1,504	1,504	805	-	-	-	-	-	-	2,309	2,309
INS	PNG	7,491	2,491	-	-	-	-	-	-	-	7,491	2,491

GLOBAL REFUGEE TRENDS, 1 JANUARY – 30 SEPTEMBER 2004
UNHCR GENEVA, DECEMBER 2004

Table 2 (continued)

Origin	Country of asylum	Population 1 January		Increases since 1 January		Decreases since 1 January					Population end-quarter	
		Total	of which: UNHCR-assisted	New arrivals	Other	Vol. repatriation		Resettlement			Total	of which: UNHCR-assisted
						Total	of which: UNHCR-assisted	Total	of which: UNHCR-assisted	Other		
INS	MLS	3,198	26	409	7,696	-	-	153	-	-	11,150	-
IRQ	IRN	150,196	150,196	-	-	53,261	8,761	14	14	-	96,921	96,921
LAO	ARG	1,328	52	-	-	-	-	-	-	-	1,328	18
LBR	GUI	149,639	89,408	507	128	-	-	379	379	16,875	133,020	72,030
LKA	IND	60,922	-	-	-	1,566	1,566	-	-	4,082	55,274	-
MAU	SEN	19,777	19,777	-	-	-	-	-	-	-	19,777	19,777
MAU	MLI	6,148	6,148	28	-	-	-	-	-	-	6,176	6,176
MCD	YUG	1,403	1,403	-	-	533	40	-	-	-	870	870
MYA	BGD	19,743	19,701	9	680	200	200	-	-	37	20,195	20,136
MYA	MLS	4,152	32	559	3,528	-	-	235	-	-	8,004	-
MYA	IND	940	940	263	40	-	-	88	88	47	1,108	1,108
NIG	CMR	16,983	-	-	53	-	-	-	-	15	17,021	-
RUS	GEO	3,848	3,848	-	-	-	-	35	35	1,203	2,610	2,610
RWA	COD	19,743	406	-	12	6,346	6,346	-	-	-	13,409	398
RWA	COB	5,921	29	-	-	56	56	-	-	-	5,865	29
RWA	ZAM	5,767	4,827	245	444	14	14	64	24	-	6,378	5,478
RWA	CMR	995	-	66	*	*	*	12	12	*	1,048	-
RWA	TOG	809	-	23	*	*	*	-	-	-	833	-
RWA	BEN	604	-	*	*	8	8	*	-	*	600	-
SAL	MEX	1,687	98	-	-	-	-	-	-	12	1,675	98
SAL	BZE	655	167	-	-	-	-	-	-	32	623	35
SEN	GNB	7,317	7,317	-	-	-	-	-	-	-	7,317	7,317
SLE	GUI	25,000	15,002	-	120	12,112	12,112	*	*	-	13,004	2,060
SLE	MLI	1,411	1,411	-	-	51	51	9	-	-	1,351	1,351
SOM	YEM	59,246	59,246	10,020	120	9	7	26	18	8,016	61,335	61,335
SOM	ETH	28,276	28,276	21	-	8,463	8,463	41	41	2,233	17,560	17,539
SOM	TAN	3,330	3,330	7	89	-	-	-	-	579	2,847	2,847
SOM	ARE	3,068	3,068	767	133	-	-	276	271	83	3,609	3,609
SOM	LBY	2,906	503	16	-	*	*	-	-	-	2,919	500
SOM	ZAM	987	987	15	713	-	-	-	-	*	1,712	1,012
SRV	CHI	299,287	10,812	-	-	-	-	-	-	-	299,287	10,812
SUD	ETH	94,899	94,899	903	1,545	36	36	222	222	5,669	91,456	91,456
SUD	COD	45,057	10,857	133	208	136	-	*	*	48	45,211	11,940
SUD	CAR	36,479	36,000	64	-	*	*	-	-	16,539	20,000	20,000
SUD	ARE	14,178	14,178	2,414	1,584	*	-	3,157	3,061	*	15,016	15,016
TIB	NEP	20,000	-	-	-	-	-	-	-	-	20,000	-
TJK	UZB	39,202	-	-	*	-	-	-	-	-	39,202	*
TJK	TKM	12,142	12,142	-	-	56	56	-	-	-	12,086	12,086
TOG	BEN	1,221	-	17	9	51	51	*	*	*	1,190	-
UGA	COD	18,953	-	-	-	-	-	-	-	-	18,953	28
WSH	ALG	165,000	155,430	-	-	-	-	-	-	-	165,000	155,430
WSH	CUB	721	673	100	-	-	-	-	-	98	723	593
YUG	MCD	167	167	-	609	*	-	9	9	150	613	613

¹ The estimate for the Afghan refugee population 1 Jan 2004 increased by 575,000 persons following a registration conducted by the host country end-2003.

² Figures include Afghan refugees living in camps only. According to a 2001 Government survey, some 1.6 million Afghans are living in urban areas. Voluntary repatriation figures include departures from urban areas, however.

Table 3. New refugee arrivals		
Period: 1 January to 30 September 2004		
Coverage: 73 asylum countries for which statistics were available mid-November 2004		
New arrivals numbering 50 or more		
Figures are provisional and subject to change. Source: UNHCR.		
Origin	Country of asylum	New arrivals
SOM	YEM	10,020
COD	RWA	4,253
BDI	RWA	2,914
SUD	ARE	2,414
COD	ZAM	1,946
ERT	ETH	1,706
COL	ECU	1,480
BDI	TAN	944
SUD	ETH	903
ICO	MLI	805
SOM	ARE	767
MYA	MLS	559
LBR	GUI	507
INS	MLS	409
MYA	IND	263
RWA	ZAM	245
CAR	CMR	225
COD	CMR	190
CHD	CAR	184
COD	TAN	171
SUD	COD	133
LBR	LBY	121
COL	VEN	117
ETH	ARE	114
WSH	CUB	100
RUS	LTU	81
GAZ	LBY	78
IRQ	ARM	73
BHU	NEP	71
AFG	IND	66
RWA	CMR	66
SUD	CAR	64
ERT	ARE	60
COL	CHL	56

Table 4. Voluntary repatriation departures			
Period: 1 January to 30 September 2004			
Coverage: 73 asylum countries for which statistics were available mid-November 2004			
Departures numbering 50 or more			
Figures are provisional and subject to change. Source: UNHCR.			
Origin	Country of asylum	Voluntary repatriation departures	
		Total	<i>of which UNHCR assisted</i>
AFG	IRN	424,269	349,068
AFG	PAK	362,856	362,856
BDI	TAN	78,108	78,108
IRQ	IRN	53,261	8,761
ANG	ZAM	17,000	15,006
SLE	GUI	12,112	12,112
ANG	COD	11,756	11,231
SOM	ETH	8,463	8,463
RWA	COD	6,346	6,346
ANG	NAM	3,372	3,115
LKA	IND	1,566	1,566
MCD	YUG	533	40
COB	GAB	378	378
HRV	YUG	361	361
COB	COD	344	344
CAR	COB	332	332
COD	ZAM	295	0
IRQ	SAU	278	278
MYA	BGD	200	200
BDI	COD	145	145
SUD	COD	136	0
BSN	YUG	113	113
AFG	TKM	112	112
AFG	SAU	107	107
CHD	GAB	103	103
COD	CAR	103	103
AFG	IND	93	73
RWA	COB	56	56
TJK	TKM	56	56
SLE	MLI	51	51
TOG	BEN	51	51

Table 5. Resettlement departures			
Period: 1 January to 30 September 2004			
Coverage: 73 asylum countries for which statistics were available mid-November 2004			
Departures numbering 10 or more			
Figures are provisional and subject to change. Source: UNHCR.			
Origin	Country of asylum	Resettlement departures	
		Total	<i>of which UNHCR assisted</i>
SUD	ARE	3,157	3,061
AFG	IRN	754	754
LBR	GUI	379	379
AFG	PAK	364	364
COD	TAN	320	320
COL	ECU	282	282
SOM	ARE	276	271
MYA	MLS	235	-
SUD	ETH	222	222
COD	ZAM	208	38
ERT	ETH	194	194
BDI	TAN	187	187
HRV	YUG	159	159
INS	MLS	153	-
VAR	TAN	138	138
AFG	IND	137	137
AFG	UZB	104	104
MYA	IND	88	88
COD	RWA	85	85
RWA	ZAM	64	24
AFG	INS	61	61
BDI	ZAM	61	13
SRV	CAM	61	61
IRQ	INS	53	53

GLOBAL REFUGEE TRENDS, 1 JANUARY – 30 SEPTEMBER 2004
UNHCR GENEVA, DECEMBER 2004

Table 6. Changes in refugee population by main country of asylum by quarter, 2004

Period: 1 January to 30 September 2004

Coverage: 52 countries for which statistics for each quarter was available by mid-November

Figures between 1 and 4 have been replaced by an asterisk.

Figures are provisional and subject to change.

Country of asylum	Increases since 1 Jan.			Decreases since 1 Jan.									
	New arrivals			Vol. repatriation			Resettlement						
				Total			Total			of which: UNHCR-assisted			
	Q1	Q2	Q3	Q1	Q2	Q3	Q1	Q2	Q3	Q1	Q2	Q3	
ALG	-	-	-	-	-	-	-	-	-	-	-	-	-
ARE	1,520	1,520	350	*	20	15	940	1,200	1,370	910	1,130	1,370	-
ARG	65	30	55	-	5	*	-	-	-	-	-	-	-
ARM	20	20	35	-	-	-	-	-	*	-	-	*	-
BEN	15	45	15	50	25	40	15	15	*	5	15	-	-
BGD	10	*	-	150	40	5	-	-	*	-	-	-	-
BKF	-	15	10	-	5	-	-	-	-	-	-	-	-
BLR	10	*	*	-	-	-	-	-	-	-	-	-	-
BOL	-	-	-	-	-	-	-	-	*	-	-	-	*
BRA	20	25	10	-	-	-	-	-	-	-	-	-	-
BZE	-	-	-	-	-	-	-	-	-	-	-	-	-
CAM	-	-	-	-	-	-	5	15	45	5	15	45	-
CAR	60	30	280	15	-	110	*	-	*	*	-	-	*
CHI	10	25	*	*	-	5	*	*	10	*	*	10	-
CHL	*	50	10	*	-	-	-	-	-	-	-	-	-
COB	-	-	-	270	95	75	-	-	-	-	-	-	-
COL	*	5	*	-	-	-	-	-	-	-	-	-	-
CUB	*	*	100	-	-	-	15	15	10	*	15	10	-
CYP	15	40	25	-	-	-	-	-	-	-	-	-	-
ECU	520	500	490	-	-	-	55	75	150	55	75	150	-
ETH	880	1,270	510	-	4,460	4,040	160	170	160	160	170	160	-
GAB	-	-	-	45	140	290	15	-	5	15	-	5	-
GEO	-	*	*	-	-	-	15	15	5	15	15	5	-
GUA	-	-	-	-	-	*	-	-	-	-	-	-	-
GUI	410	100	-	7,980	3,470	660	90	100	200	90	100	200	-
HON	-	-	-	-	-	-	-	-	-	-	-	-	-
INS	10	30	10	-	-	5	20	70	30	20	70	30	-
KOR	-	-	-	-	-	-	-	-	-	-	-	-	-
KUW	-	-	-	-	-	-	-	-	-	-	-	-	-
LBY	180	-	-	-	-	5	-	-	-	-	-	-	-
LKA	5	-	-	-	-	-	-	-	-	-	-	-	-
LVA	-	-	-	5	-	-	-	-	-	-	-	-	-
MAU	35	-	15	20	*	5	-	-	-	-	-	-	-
MCD	-	-	-	-	*	-	*	10	-	*	10	-	-
MEX	-	-	-	-	-	-	-	-	-	-	-	-	-
NEP	20	50	5	-	-	-	*	5	-	*	5	-	-
NGR	-	5	-	*	-	*	5	-	-	5	-	-	-
PAR	*	-	-	-	-	-	-	-	-	-	-	-	-
PHI	-	*	-	-	-	-	-	-	-	-	-	-	-
PNG	-	-	-	-	-	-	-	-	-	-	-	-	-
SAL	-	-	*	-	-	-	*	10	-	*	10	-	-
SAU	-	5	-	340	-	50	-	-	*	-	-	-	*
SOM	-	-	15	-	-	-	5	-	35	5	-	35	-
SVN	5	5	*	-	-	*	-	-	-	-	-	-	-
TOG	50	35	-	-	-	*	10	-	-	-	-	-	-
UAE	15	*	*	-	-	-	-	-	*	-	-	-	*
URU	*	*	-	-	-	-	-	-	-	-	-	-	-
UZB	*	20	10	15	25	*	30	20	55	30	20	55	-
VEN	45	30	50	-	10	-	-	*	-	-	*	-	-
YEM	7,190	900	1,940	*	10	-	20	-	10	10	-	10	-
YUG	*	*	*	200	400	410	70	60	75	70	60	75	-
ZAM	1,250	660	330	930	3,200	13,200	70	10	270	70	10	-	-

Annex I. List of country codes					
Code	Country name	Code	Country name	Code	Country name
AFG	Afghanistan	GNB	Guinea-Bissau	NRU	Nauru
ALB	Albania	GRE	Greece	NZL	New Zealand
ALG	Algeria	GRN	Grenada	OMN	Oman
AND	Andorra	GUA	Guatemala	PAK	Pakistan
ANG	Angola	GUI	Guinea	PAN	Panama
ANT	Antigua and Barbuda	GUY	Guyana	PAR	Paraguay
ARE	Egypt	HAI	Haiti	PER	Peru
ARG	Argentina	HKG	Hong Kong	PHI	Philippines
ARM	Armenia	HON	Honduras	PLW	Palau
AUL	Australia	HRV	Croatia	PNG	Papua New Guinea
AUS	Austria	HUN	Hungary	POL	Poland
AZE	Azerbaijan	ICE	Iceland	POR	Portugal
BAH	Bahrain	ICO	Côte d'Ivoire	PUE	Puerto Rico
BAR	Barbados	IND	India	QAT	Qatar
BDI	Burundi	INS	Indonesia	ROM	Romania
BEL	Belgium	IRE	Ireland	RSA	South Africa
BEN	Benin	IRN	Islamic Rep. of Iran	RUS	Russian Federation
BGD	Bangladesh	IRQ	Iraq	RWA	Rwanda
BHS	Bahamas	ISR	Israel	SAL	El Salvador
BHU	Bhutan	ITA	Italy	SAU	Saudi Arabia
BKF	Burkina Faso	JAM	Jamaica	SEN	Senegal
BLR	Belarus	JOR	Jordan	SEY	Seychelles
BOL	Bolivia	JPN	Japan	SIN	Singapore
BOT	Botswana	KAZ	Kazakstan	SLE	Sierra Leone
BRA	Brazil	KEN	Kenya	SMA	San Marino
BRU	Brunei Darussalam	KGZ	Kyrgyzstan	SOL	Solomon Islands
BSN	Bosnia and Herzegovina	KIR	Kiribati	SOM	Somalia
BUL	Bulgaria	KOR	Rep. of Korea	SPA	Spain
BZE	Belize	KRN	Dem. People's Rep. of Korea	SRV	Viet Nam
CAM	Cambodia	KUW	Kuwait	STK	Saint Kitts and Nevis
CAN	Canada	LAO	Lao People's Dem. Rep.	STP	Sao Tome and Principe
CAR	Central African Rep.	LBR	Liberia	SUD	Sudan
CHD	Chad	LBY	Libyan Arab Jamahiriya	SUR	Suriname
CHI	China	LCA	Saint Lucia	SVK	Slovakia
CHL	Chile	LEB	Lebanon	SVN	Slovenia
CMR	Cameroon	LES	Lesotho	SWA	Swaziland
COB	Congo	LIE	Liechtenstein	SWE	Sweden
COD	Dem. Rep. of Congo	LKA	Sri Lanka	SWI	Switzerland
COI	Comoros	LTU	Lithuania	SYR	Syrian Arab Rep.
COL	Colombia	LUX	Luxembourg	TAN	United Rep. of Tanzania
COS	Costa Rica	LVA	Latvia	THA	Thailand
CUB	Cuba	MAC	Macau	TJK	Tajikistan
CVI	Cape Verde	MAD	Madagascar	TKM	Turkmenistan
CYP	Cyprus	MAU	Mauritania	TMP	East Timor
CZE	Czech Rep.	MCD	FYR of Macedonia	TOG	Togo
DEN	Denmark	MCO	Monaco	TON	Tonga
DJB	Djibouti	MDA	Rep. of Moldova	TRT	Trinidad and Tobago
DMA	Dominica	MDV	Maldives (the)	TUN	Tunisia
DOM	Dominican Rep.	MEX	Mexico	TUR	Turkey
ECU	Ecuador	MLI	Mali	TUV	Tuvalu
EGU	Equatorial Guinea	MLS	Malaysia	UAE	United Arab Emirates
ERT	Eritrea	MLW	Malawi	UGA	Uganda
EST	Estonia	MNG	Mongolia	UKR	Ukraine
ETH	Ethiopia	MOR	Morocco	URU	Uruguay
FIJ	Fiji	MOZ	Mozambique	USA	United States
FIN	Finland	MTA	Malta	UZB	Uzbekistan
FPO	French Polynesia	MTS	Mauritius	VAN	Vanuatu
FRA	France	MYA	Myanmar	VCT	Saint Vincent & G.
GAB	Gabon	NAM	Namibia	VEN	Venezuela
GAM	Gambia	NEP	Nepal	WES	Samoa
GAZ	Gaza Strip	NET	Netherlands	WSA	Western Sahara
GBR	United Kingdom	NGR	Niger	YEM	Yemen
GEO	Georgia	NIC	Nicaragua	YUG	Serbia and Montenegro
GFR	Germany	NIG	Nigeria	ZAM	Zambia
GHA	Ghana	NOR	Norway	ZIM	Zimbabwe
		VAR	Various	STA	Stateless