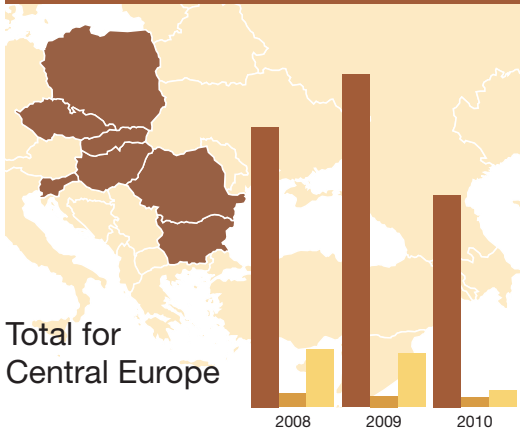


Asylum Trends 2008-2010

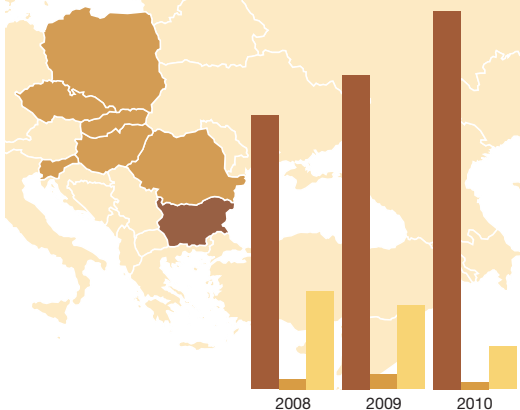
Provisional statistical figures



| | 2008 | 2009 | 2010 |
|--------------------------|--------|--------|--------|
| Asylum applications | 16,267 | 19,388 | 12,316 |
| Refugee recognitions | 663 | 507 | 425 |
| Complementary protection | 3,227 | 2,981 | 926 |

| | | | |
|---|-----|-----|-----|
| Applications by separated children/unaccompanied minors | 547 | 398 | 272 |
|---|-----|-----|-----|

Bulgaria



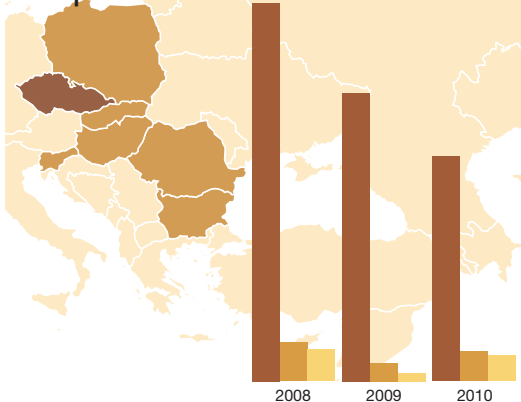
| | 2008 | 2009 | 2010 |
|--------------------------|------|------|------|
| Asylum applications | 746 | 853 | 1025 |
| Refugee recognitions | 27 | 39 | 20 |
| Complementary protection | 267 | 228 | 118 |

| | | | |
|---|-----|---|----|
| Applications by separated children/unaccompanied minors | 109 | 8 | 22 |
|---|-----|---|----|

Main countries of asylum-seekers in 2010:

Iraq (452), Stateless (100), Armenia (62)

Czech Republic



Asylum applications

1656

1258

979

Refugee recognitions

157

75

125

Complementary protection

132

28

104

Applications by separated children/unaccompanied minors

34

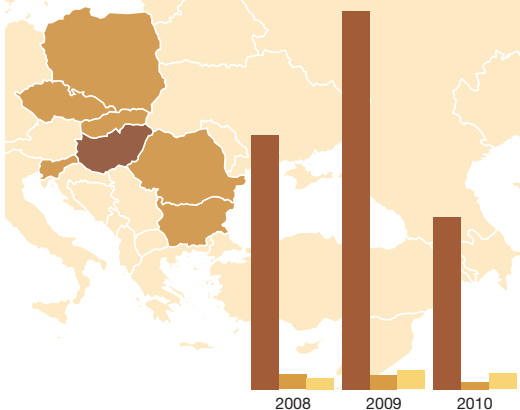
12

6

Main countries of asylum-seekers in 2010:

Mongolia (106), Belarus (67), Kazakhstan (57)

Hungary



| | 2008 | 2009 | 2010 |
|--------------------------|------|------|------|
| Asylum applications | 3118 | 4672 | 2104 |
| Refugee recognitions | 160 | 166 | 74 |
| Complementary protection | 130 | 217 | 173* |

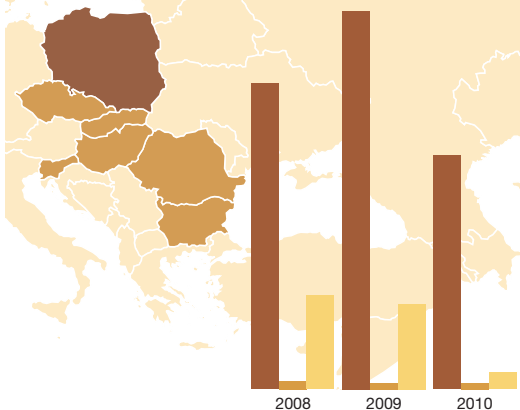
| | | | |
|---|-----|-----|-----|
| Applications by separated children/unaccompanied minors | 176 | 270 | 150 |
|---|-----|-----|-----|

Main countries of asylum-seekers in 2010:

Afghanistan (702), Kosovo (379), Palestine (225)

* 115 subsidiary protection, 58 tolerated stay status

Poland



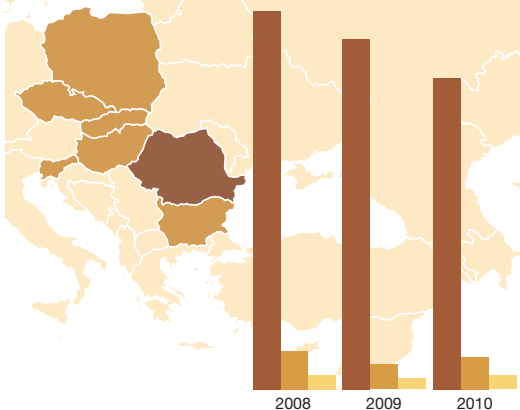
| | 2008 | 2009 | 2010 |
|--------------------------|------|--------|------|
| Asylum applications | 8517 | 10,587 | 6534 |
| Refugee recognitions | 193 | 133 | 82 |
| Complementary protection | 2595 | 2377 | 439 |

| | | | |
|---|----|----|----|
| Applications by separated children/unaccompanied minors | 70 | 14 | 10 |
|---|----|----|----|

Main countries of asylum-seekers in 2010:

Russian Federation (4795), Georgia (1082), Armenia (107)

Romania



| | 2008 | 2009 | 2010 |
|--------------------------|------|------|------|
| Asylum applications | 1080 | 995 | 887 |
| Refugee recognitions | 102 | 64 | 88 |
| Complementary protection | 36 | 30 | 35 |

Applications by separated children/unaccompanied minors

71

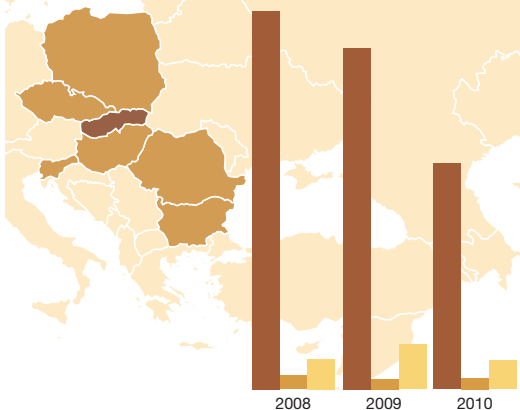
43

39

Main countries of asylum-seekers in 2010:

Afghanistan (115), Republic of Moldova (111), China (67), Iraq (67)

Slovakia



| | 2008 | 2009 | 2010 |
|--------------------------|------|------|------|
| Asylum applications | 910 | 822 | 541 |
| Refugee recognitions | 22 | 14 | 15 |
| Complementary protection | 65 | 97 | 55 |

Applications by separated children/unaccompanied minors

71

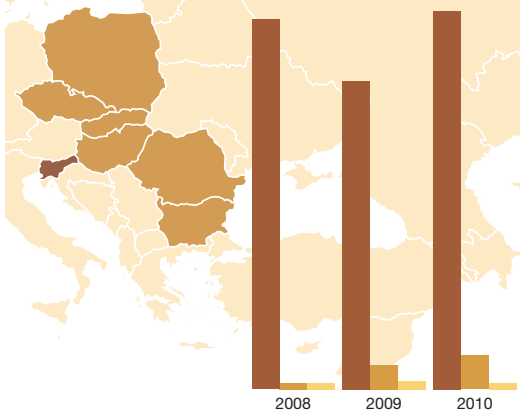
28

7

Main countries of asylum-seekers in 2010:

Afghanistan (76), Russian Federation (66), Georgia (63)

Slovenia



| | 2008 | 2009 | 2010 |
|--------------------------|------|------|------|
| Asylum applications | 240 | 201 | 246 |
| Refugee recognitions | 2 | 16 | 21 |
| Complementary protection | 2 | 4 | 2 |

Applications by separated children/unaccompanied minors

16

23

38

Main countries of asylum-seekers in 2010:

Turkey (32), Afghanistan (31), Bosnia and Herzegovina (28)