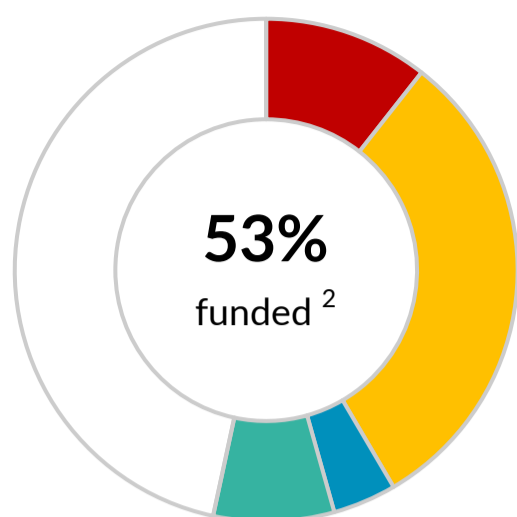
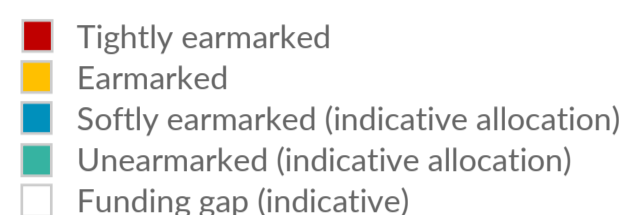


\$134.7 million

 UNHCR's financial requirements 2024 ¹


EGYPT

as of 31 October 2024



CONTRIBUTIONS ³ | USD

	■ Unearmarked	■ Softly earmarked	■ Earmarked	■ Tightly earmarked	Total
United States of America	-	-	30,270,000	786,084	31,056,084
European Union	-	-	-	6,801,988	6,801,988
Italy	-	-	5,442,990	-	5,442,990
Netherlands (Kingdom of the)	-	-	-	2,561,822	2,561,822
Denmark	-	-	2,170,767	-	2,170,767
Switzerland	-	-	1,166,861	-	1,166,861
Private donors in Canada	-	-	-	756,150	756,150
Germany	-	594,907	-	-	594,907
France	-	-	541,712	-	541,712
Private donors in the United Arab Emirates	-	-	-	214,146	214,146
Private donors in Kuwait	-	-	32,573	94,608	127,181
UN Population Fund	-	-	-	123,008	123,008
Private donors in the United Kingdom of Great Britain and Northern Ireland	-	-	-	116,043	116,043
Jersey	-	-	-	108,009	108,009
Other private donors	-	-	3,500	335,633	339,133
Sub-total	-	594,907	39,628,403	11,897,490	52,120,800
Indicative allocation of funds and adjustments	10,444,647	4,906,980	2,044,759	2,378,913	19,775,299
Total	10,444,647	5,501,887	41,673,162	14,276,403	71,896,099

Methodology: Flexible funding is allocated and reallocated multiple times during the year to allow UNHCR to fund prioritised activities. This funding update includes an indicative allocation of funds so as to accurately represent the resources available for the country. The contributions earmarked for Egypt shown above are combined with an indicative allocation of the softly earmarked and unearmarked contributions listed below. This allocation respects different levels of earmarking. Adjustments relate to indirect support costs and carry-over.

OTHER SOFTLY EARMARKED CONTRIBUTIONS ⁴ | USD

UNO-Flüchtlingshilfe 10.1 million | Australia 9.9 million | Australia for UNHCR 9.5 million | Denmark 8.8 million | Sweden 7.9 million | Finland 5.5 million | Norway 3.9 million | France 3.3 million | Private donors in the Republic of Korea 2.9 million | Private donors in Italy 2.7 million | Canada 2.2 million

Ireland | New Zealand | Spain | Iceland | Russian Federation | Jersey | Estonia | Philippines | Private donors

UNEARMARKED CONTRIBUTIONS ⁵ | USD

Sweden 112.2 million | Norway 58.9 million | España con ACNUR 55.8 million | United Kingdom of Great Britain and Northern Ireland 41.4 million | Denmark 37.8 million | Netherlands (Kingdom of the) 36.3 million | Japan for UNHCR 34.4 million | France 33.6 million | Private donors in the Republic of Korea 25.6 million | Germany 25.1 million | Switzerland 19.2 million | Republic of Korea 18 million | Private donors in Italy 16.5 million | Belgium 14.2 million | Ireland 13.6 million | Private donors in the Netherlands 11.8 million | Sweden for UNHCR 11.5 million | Australia 10.7 million

Algeria | Angola | Armenia | Austria | Bulgaria | Costa Rica | Estonia | Finland | Iceland | Kuwait | Liechtenstein | Luxembourg | Malta | Mexico | Monaco | Montenegro | New Zealand | Peru | Philippines | Qatar | Russian Federation | Saudi Arabia | Serbia | Singapore | Thailand | Türkiye | Uruguay | Private donors

Notes:

1. The financial requirements for Egypt include requirements for the operation's regular programme, Sudan Situation and the Syria Situation Response.


2. The percentage funded (53%) and total funding amount (\$71,896,099) are indicative based on the methodology described above. This leaves an indicative funding gap of \$62,775,533 representing 47% of the financial requirements.

3. Contributions to Egypt are shown by the earmarking modality as defined in the Grand Bargain.

4. Due to their earmarking at the region or sub-region, or to a related situation or theme, the other softly earmarked contributions listed are those which can potentially be used for Egypt. Where a donor has contributed \$2 million or more, the total amount of the contributions is shown.

5. Contributed without restrictions on its use, unearmarked funding allows UNHCR critical flexibility in how best to reach refugees and other populations of concern who are in the greatest need and at the greatest risk. Where a donor has contributed \$10 million or more, the total amount of the contribution is shown.

For more information: <http://reporting.unhcr.org>

 Follow us on @UNHCRgov