

UNHCR Egypt Monthly Statistical Report

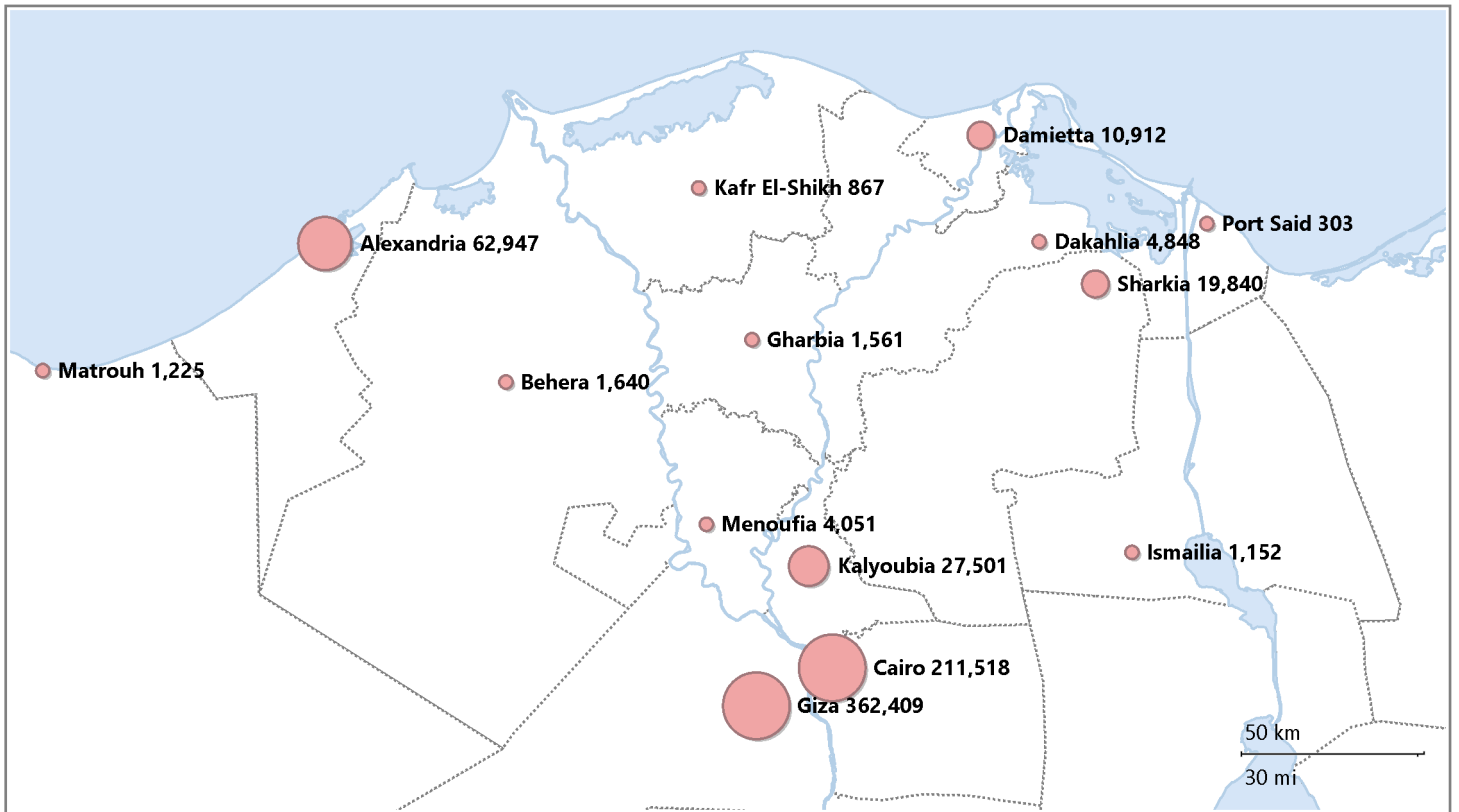
as of 31 July 2024



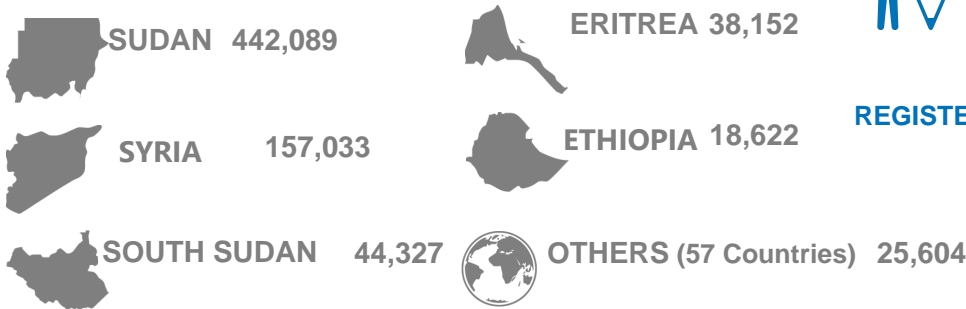
Total Population **725,827**



Sudanese 442,089 61% **Syrians 157,033** 22% **Other Nationalities 126,705** 17%



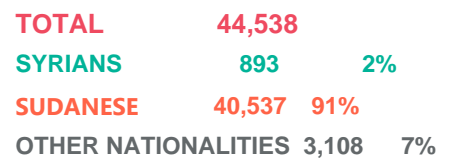
BREAKDOWN BY COUNTRY OF ORIGIN



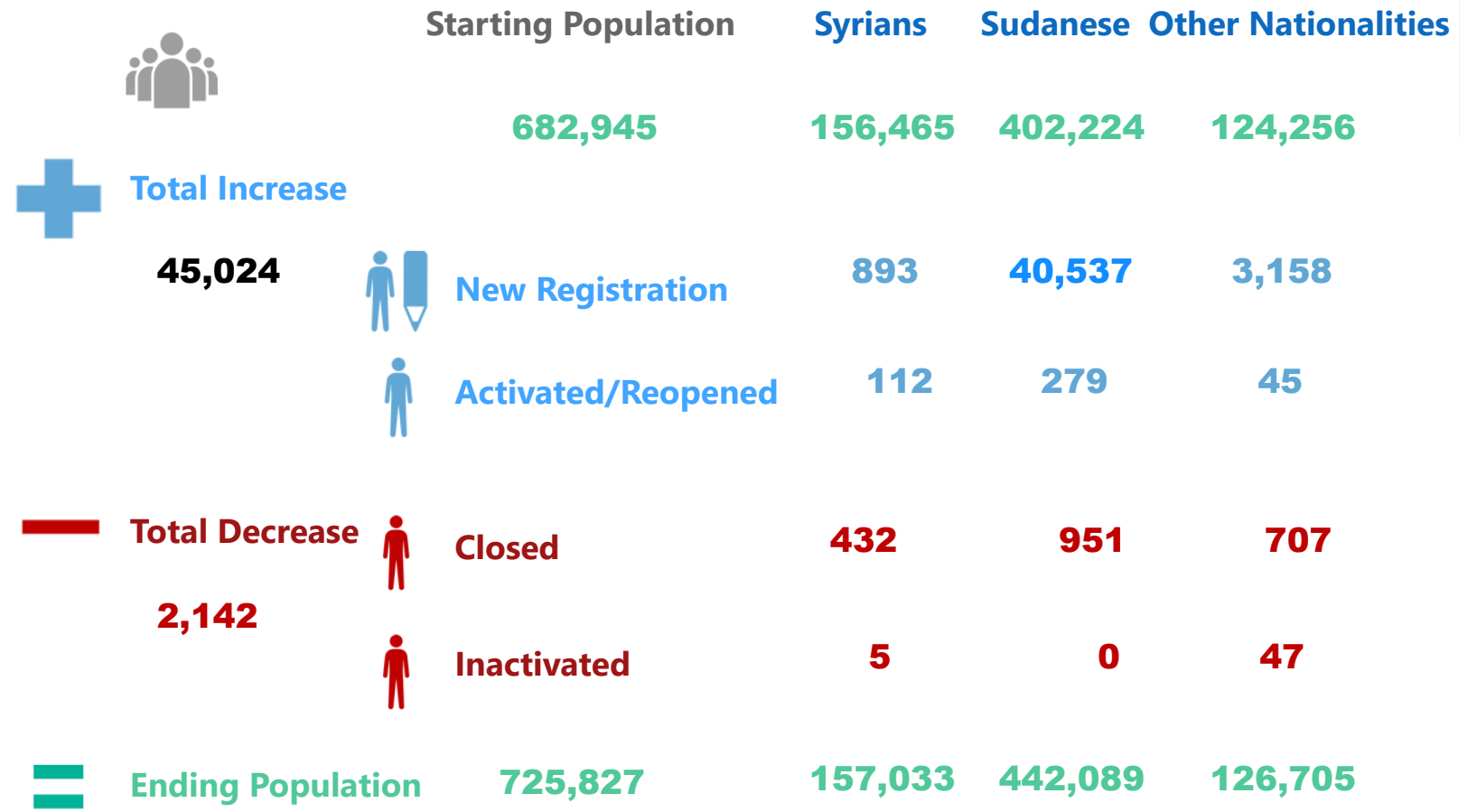
TOTAL REGISTERED IN 2024



REGISTERED IN JULY 2024



Population Change



Breakdown by Area of Responsibility

Nationality Governorate	Others		Sudanese		Syrian		Total	
	Total	Percentage	Total	Percentage	Total	Percentage	Total	Percentage
Alex Office								
Alexandria	2,047	1.62%	39,142	8.85%	21,758	13.86%	62,947	8.67%
Behera	21	0.02%	541	0.12%	1,078	0.69%	1,640	0.23%
Dakahlia	476	0.38%	537	0.12%	3,835	2.44%	4,848	0.67%
Damietta	83	0.07%	779	0.18%	10,050	6.40%	10,912	1.50%
Gharbia	29	0.02%	380	0.09%	1,152	0.73%	1,561	0.22%
Kafr El-Shikh	8	0.01%	161	0.04%	698	0.44%	867	0.12%
Matrouh	17	0.01%	115	0.03%	1,093	0.70%	1,225	0.17%
Port Said			15	0.00%	288	0.18%	303	0.04%
Total	2,681	2.12%	41,670	9.43%	39,952	25.44%	84,303	11.61%
Cairo Office								
Assiut	9	0.01%	84	0.02%	433	0.28%	526	0.07%
Aswan	125	0.10%	7,131	1.61%	44	0.03%	7,300	1.01%
Beni Suef	17	0.01%	83	0.02%	332	0.21%	432	0.06%
Cairo	69,884	55.15%	112,640	25.48%	28,994	18.46%	211,518	29.14%
Fayoum	17	0.01%	57	0.01%	283	0.18%	357	0.05%
Giza	52,653	41.56%	266,547	60.29%	43,209	27.52%	362,409	49.93%
Ismailia	33	0.03%	189	0.04%	930	0.59%	1,152	0.16%
Kalyoubia	199	0.16%	2,852	0.65%	24,450	15.57%	27,501	3.79%
Luxor	3	0.00%	424	0.10%	185	0.12%	612	0.08%
Menia	11	0.01%	50	0.01%	784	0.50%	845	0.12%
Menoufia	35	0.03%	1,248	0.28%	2,768	1.76%	4,051	0.56%
New Valley			9	0.00%	4	0.00%	13	0.00%
North Sinai			33	0.01%	20	0.01%	53	0.01%
Qena	3	0.00%	67	0.02%	103	0.07%	173	0.02%
Red Sea	25	0.02%	69	0.02%	676	0.43%	770	0.11%
Sharkia	215	0.17%	6,247	1.41%	13,378	8.52%	19,840	2.73%
South Sinai	10	0.01%	37	0.01%	105	0.07%	152	0.02%
Suez	760	0.60%	2,553	0.58%	206	0.13%	3,519	0.48%
Suhag	25	0.02%	99	0.02%	177	0.11%	301	0.04%
Total	124,024	97.88%	400,419	90.57%	117,081	74.56%	641,524	88.39%
Total	126,705	100.00%	442,089	100.00%	157,033	100.00%	725,827	100.00%

* All Syrians who approached UNHCR Egypt after 2011 are registered as asylum seekers and do not undergo refugee status determination but are considered as Refugees
The boundaries, names shown and the designations used on this map do not imply official endorsement or acceptance by the United Nations