

UNHCR Egypt Monthly Statistical Report

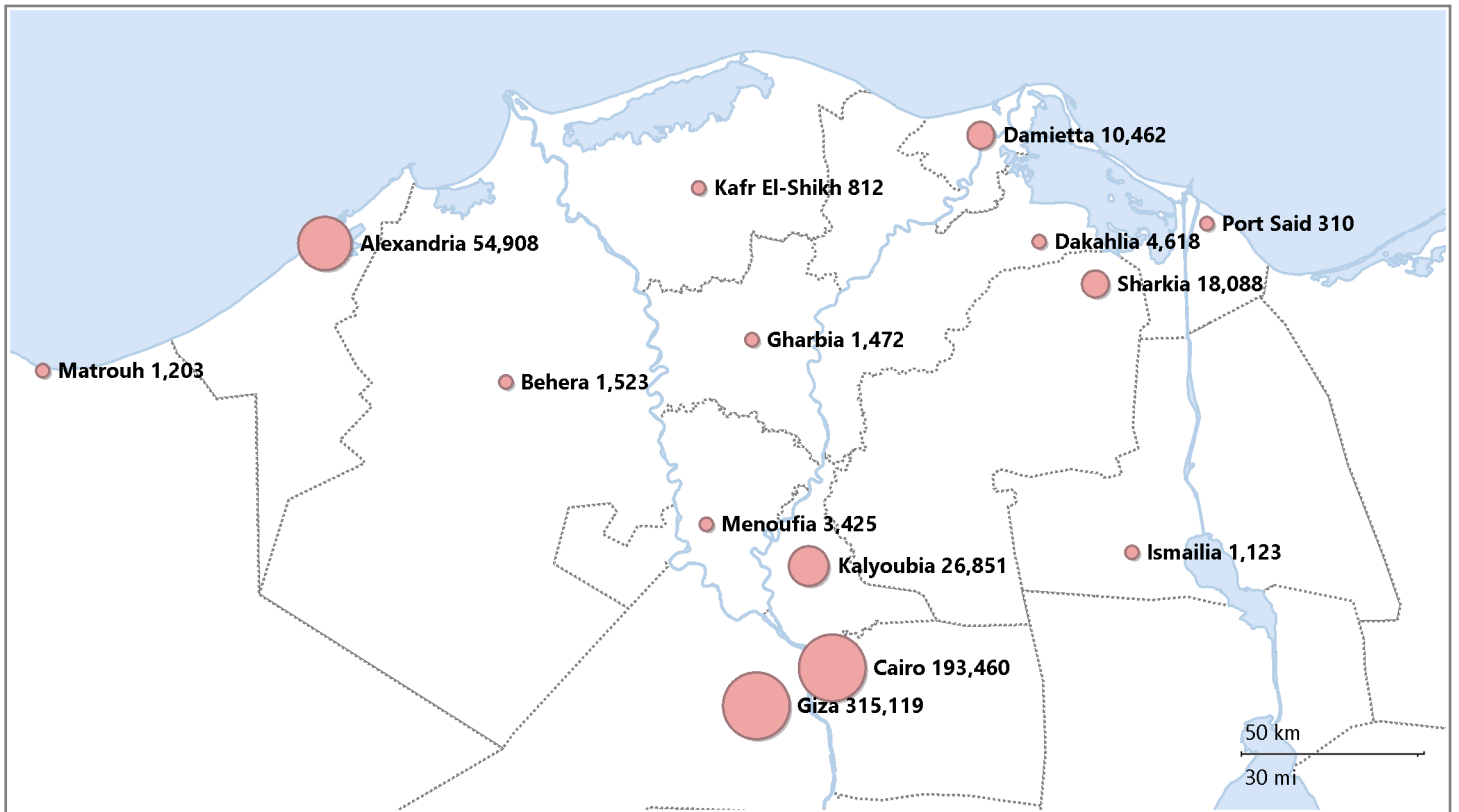
as of 31 May 2024



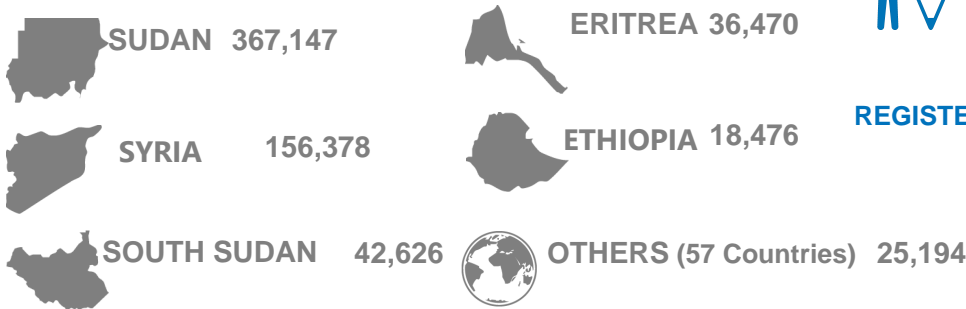
Total Population 646,291



Sudanese 367,147 57% **Syrians 156,378 24%** **Other Nationalities 122,766 19%**



BREAKDOWN BY COUNTRY OF ORIGIN



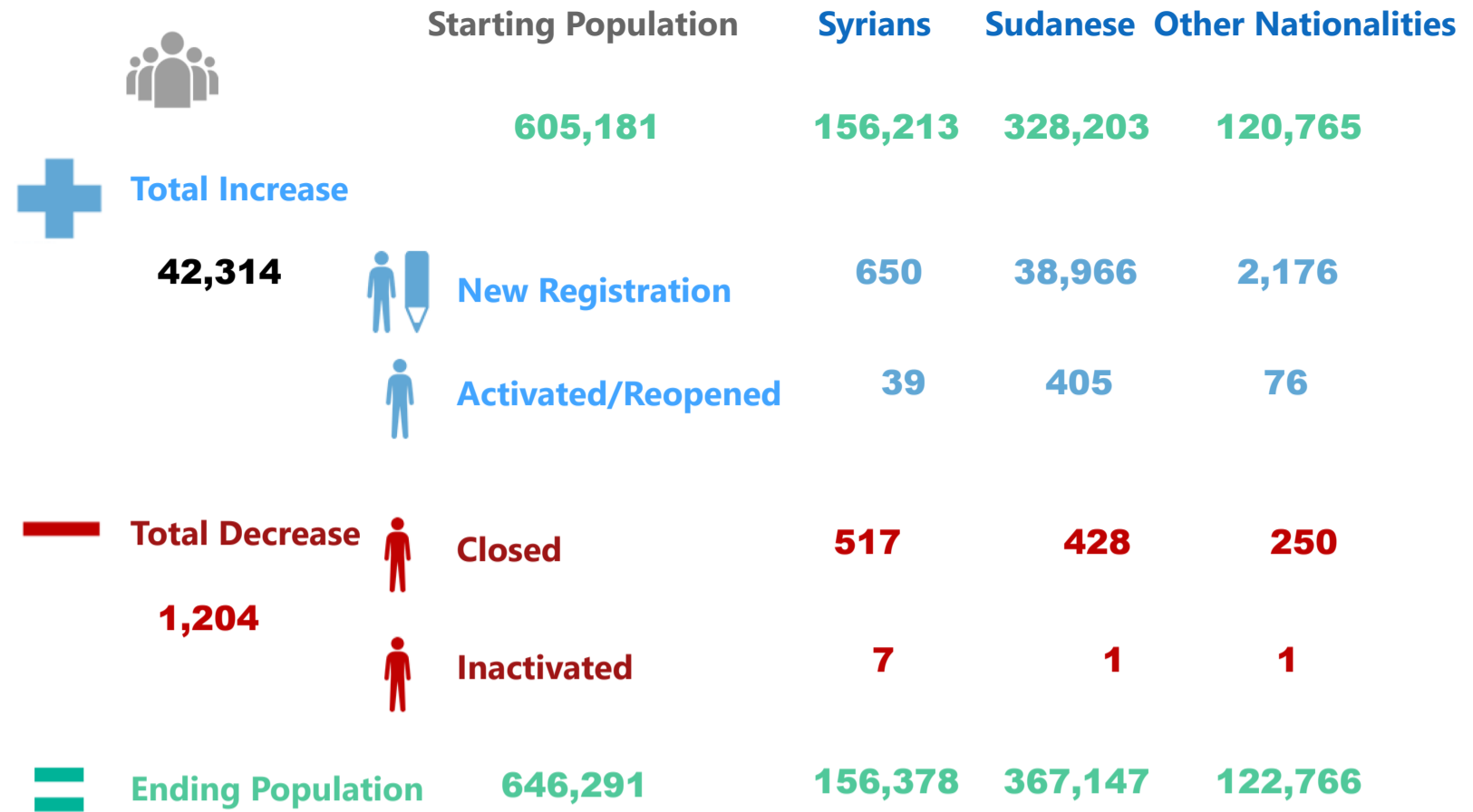
TOTAL REGISTERED IN 2024



REGISTERED IN MAY 2024



Population Change



Breakdown by Area of Responsibility

Nationality Governorate	Others		Sudanese		Syrian		Total	
	Total	Percentage	Total	Percentage	Total	Percentage	Total	Percentage
Alex Office								
Alexandria	2,002	1.63%	31,071	8.46%	21,835	13.96%	54,908	8.50%
Behera	17	0.01%	424	0.12%	1,082	0.69%	1,523	0.24%
Dakahlia	464	0.38%	340	0.09%	3,814	2.44%	4,618	0.71%
Damietta	83	0.07%	395	0.11%	9,984	6.38%	10,462	1.62%
Gharbia	29	0.02%	283	0.08%	1,160	0.74%	1,472	0.23%
Kafr El-Shikh	8	0.01%	105	0.03%	699	0.45%	812	0.13%
Matrouh	16	0.01%	85	0.02%	1,102	0.70%	1,203	0.19%
Port Said			10	0.00%	300	0.19%	310	0.05%
Total	2,619	2.13%	32,713	8.91%	39,976	25.56%	75,308	11.65%
Cairo Office								
Assiut	9	0.01%	73	0.02%	430	0.27%	512	0.08%
Aswan	115	0.09%	5,583	1.52%	41	0.03%	5,739	0.89%
Beni Suef	17	0.01%	66	0.02%	332	0.21%	415	0.06%
Cairo	68,024	55.41%	96,778	26.36%	28,658	18.33%	193,460	29.93%
Fayoum	17	0.01%	35	0.01%	286	0.18%	338	0.05%
Giza	50,672	41.28%	221,322	60.28%	43,125	27.58%	315,119	48.76%
Ismailia	36	0.03%	145	0.04%	942	0.60%	1,123	0.17%
Kalyoubia	200	0.16%	2,309	0.63%	24,342	15.57%	26,851	4.15%
Luxor	3	0.00%	286	0.08%	184	0.12%	473	0.07%
Menia	11	0.01%	42	0.01%	778	0.50%	831	0.13%
Menoufia	35	0.03%	652	0.18%	2,738	1.75%	3,425	0.53%
New Valley			9	0.00%	4	0.00%	13	0.00%
North Sinai			22	0.01%	21	0.01%	43	0.01%
Qena	3	0.00%	41	0.01%	104	0.07%	148	0.02%
Red Sea	25	0.02%	61	0.02%	676	0.43%	762	0.12%
Sharkia	204	0.17%	4,614	1.26%	13,270	8.49%	18,088	2.80%
South Sinai	10	0.01%	37	0.01%	99	0.06%	146	0.02%
Suez	741	0.60%	2,281	0.62%	203	0.13%	3,225	0.50%
Suhag	25	0.02%	78	0.02%	169	0.11%	272	0.04%
Total	120,147	97.87%	334,434	91.09%	116,402	74.44%	570,983	88.35%
Total	122,766	100.00%	367,147	100.00%	156,378	100.00%	646,291	100.00%

* All Syrians who approached UNHCR Egypt after 2011 are registered as asylum seekers and do not undergo refugee status determination but are considered as Refugees
The boundaries, names shown and the designations used on this map do not imply official endorsement or acceptance by the United Nations