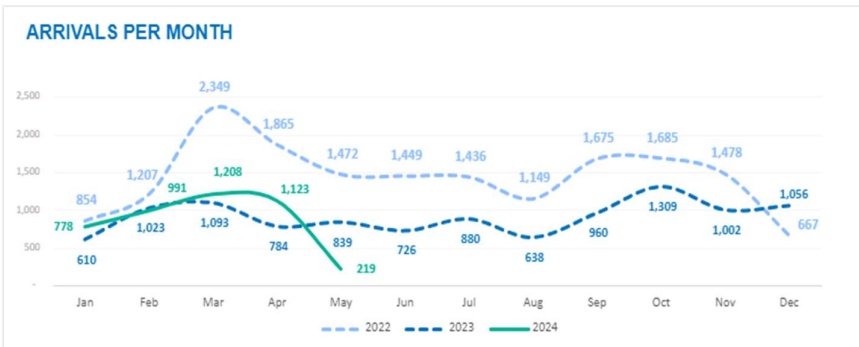
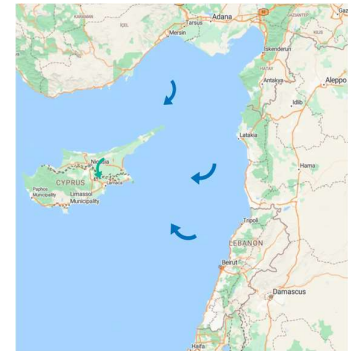


May 2024



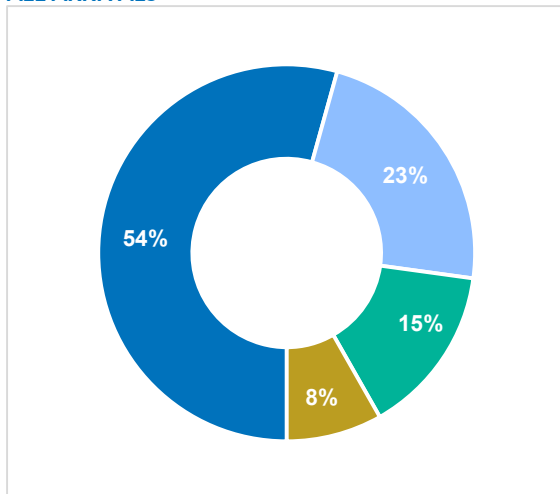
Monthly arrivals trends: 2022, 2023 and 2024 (persons)



Cyprus' geographical context

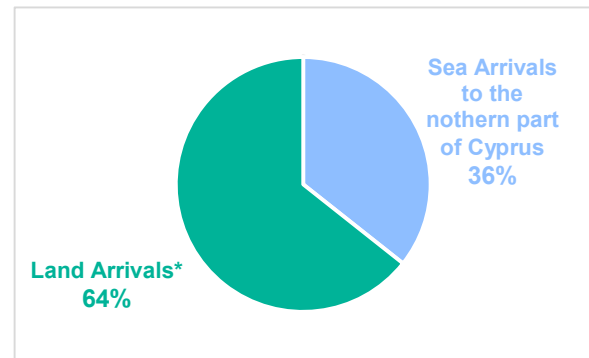
Age-Gender Breakdown

ALL ARRIVALS



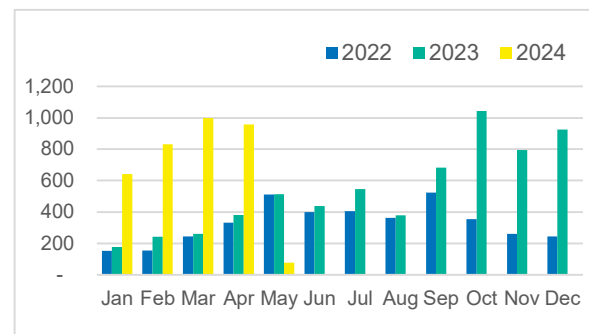
■ Men ■ Women ■ Accompanied Children ■ Unaccompanied Children

SEA AND LAND ARRIVALS

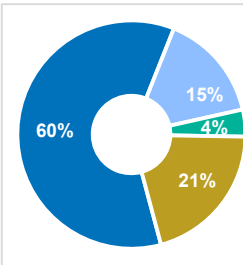


*Land arrivals include individuals who arrived in the northern part of Cyprus by air and crossed the Green Line into the government-controlled areas of Cyprus.

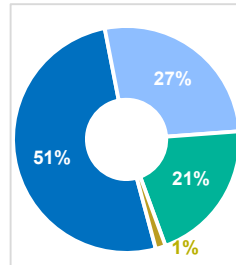
SEA ARRIVALS BY MONTH / YEAR



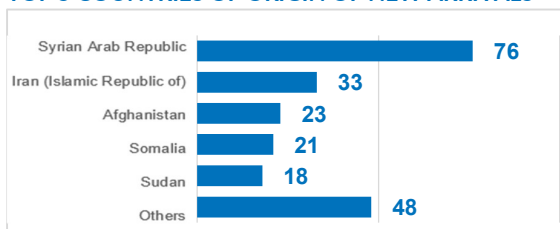
SEA ARRIVALS



LAND ARRIVALS



TOP 5 COUNTRIES OF ORIGIN OF NEW ARRIVALS



Note: For an overview of asylum applications and decisions, please see our monthly Country Fact Sheet.

Key Figures and Comparisons

Total arrivals so far this month: **219** persons
-74% compared with **839** in May 2023.

Total arrivals year to date: **4,319** persons
+0.1% compared with **4,349** in May 2023.

Total number of boats so far this month: **0**
compared with **8 boats** in May 2023.