

Seminar Presentation:

Business Opportunities in Aid-Related Markets Water and Sanitation



**UK Trade and Investment,
Liverpool, 7th Nov. 2007**

United Nations High Commissioner for Refugees (UNHCR)

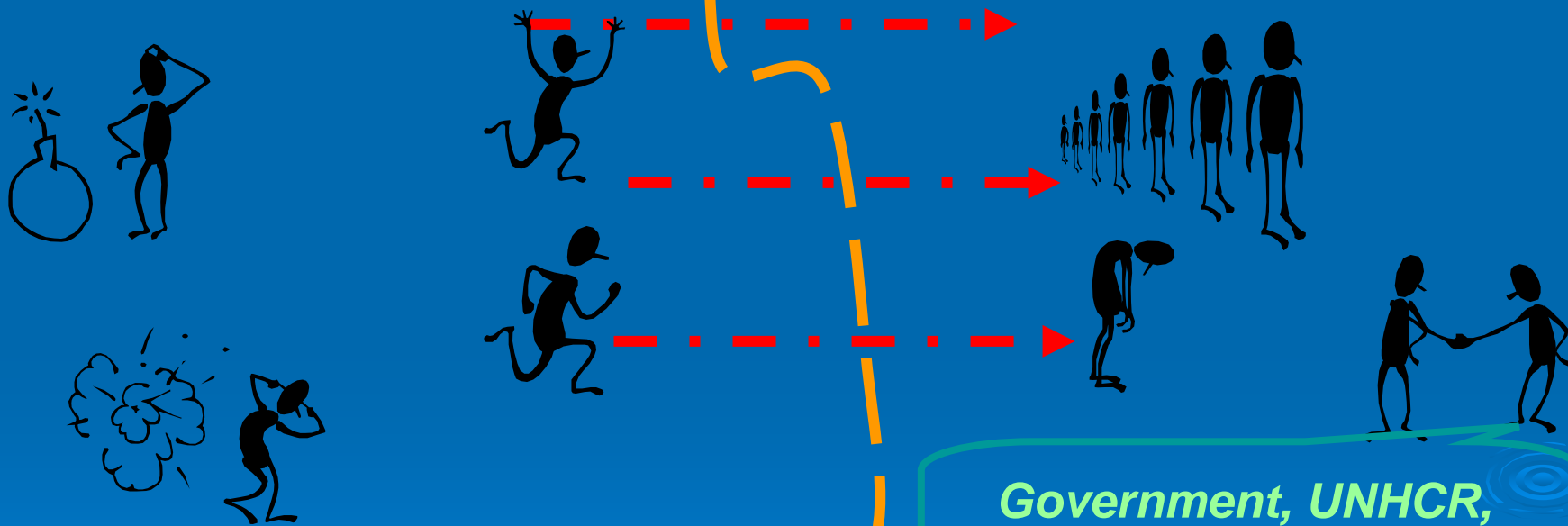
Founded in 1950

- provides **International Protection and Assistance**
 - seeks **Durable Solutions**
- to its “**people of concern**” – refugees, asylum seekers, returnees, stateless and internally displaced persons (IDPs)

Who are the Refugees?

Country of Origin

Border Between
Two Countries



Government, UNHCR,
NGOs, Aid Agencies etc

Host Country

Persons of Concern to UNHCR in 2006

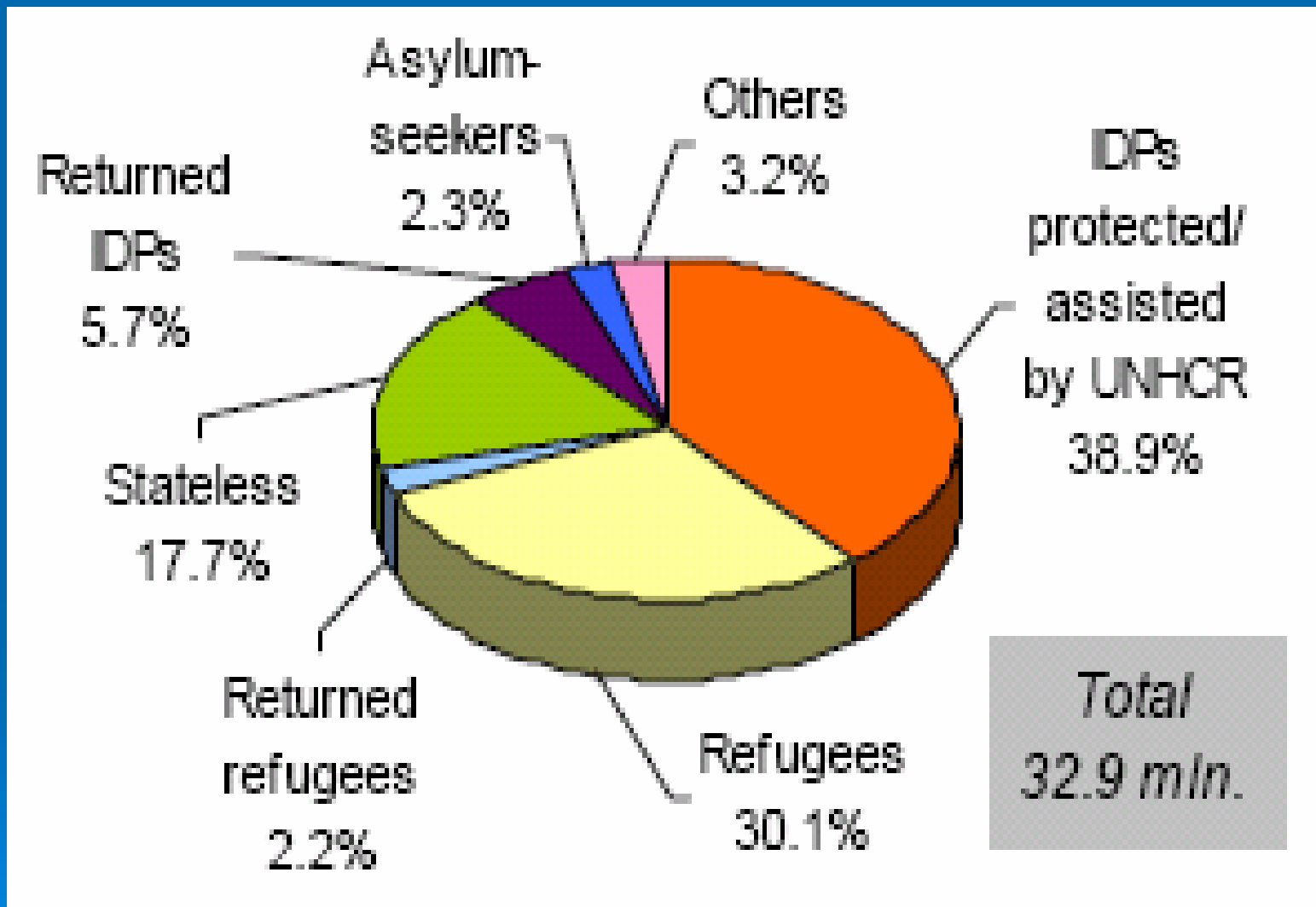
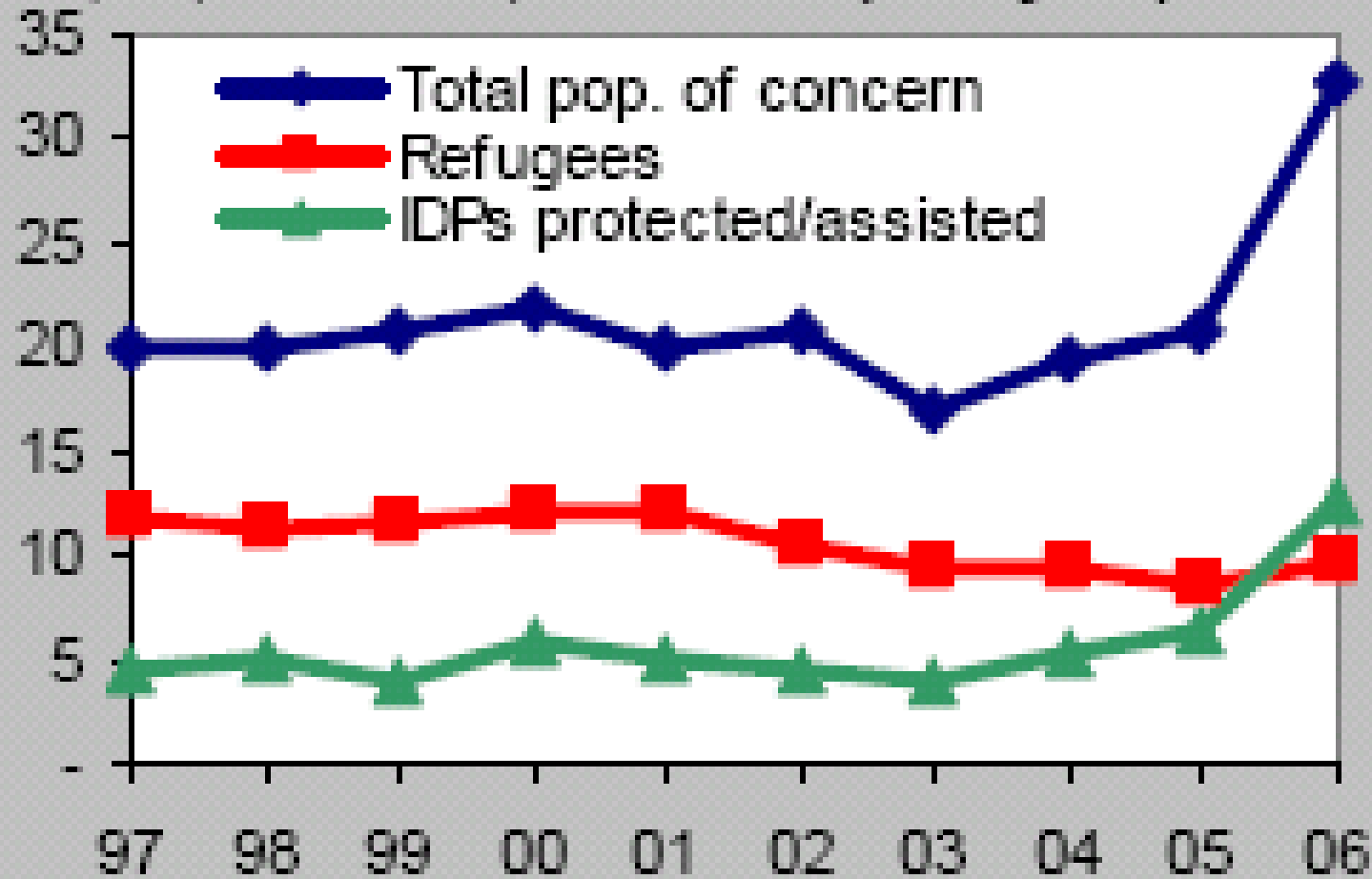
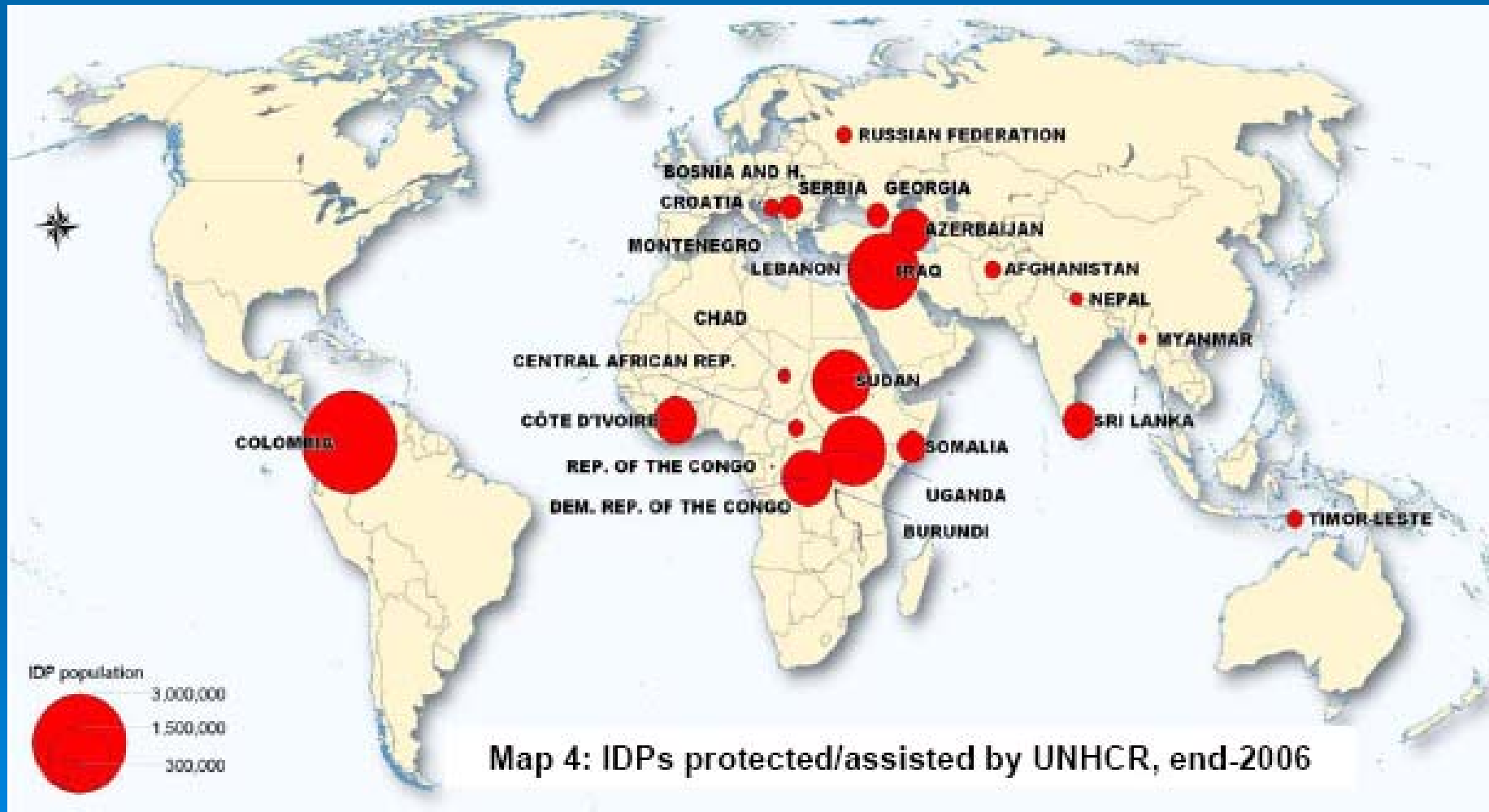


Fig 1: Total population of concern to UNHCR, 1997-2006 (end-year)



IDPs in 2006



Types of Situations: UNHCR Assistance

Durable Solutions

- **Emergency (EM)**
- **Care and Maintenance (CM)**
- **Local Settlement (LS)**
- **Repatriation (RP)**
- **Resettlement (RS)**

Emergency Response

“immediate and appropriate action to save lives, ensure protection, and restore the well-being of refugees”

Five most urgent survival needs



**Food &
Nutrition**



Water



Shelter



Health Care



Sanitation

Emergency Thresholds for Key Indicators

Indicator

Emergency Levels

Mortality Rate

> 1 per 10,000 per day

Malnutrition
(children <5 yrs)

> 10% with less than 80%
weight for height

Food

< 2,100 calories/person/day

Water Quantity

< 7 lit/person/day

Sanitation

< 1 latrine cubicle/100 pers

Site Space

< 30 sq. m./person

Shelter space

< 3.5 sq. m./ person

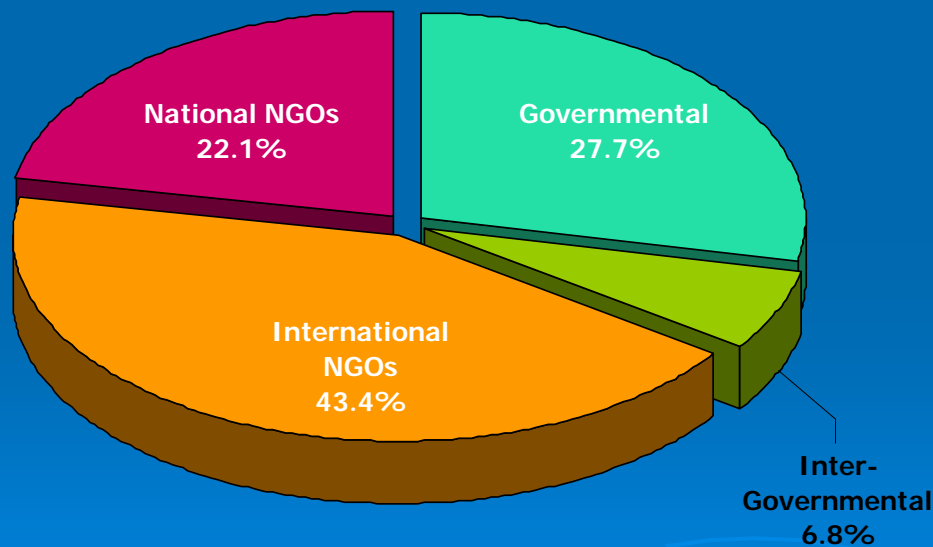
Provision of water and sanitation services is among the basic needs, and essential for life, health, well-being and dignity of the people of concern to UNHCR. This is the bench mark of every relief operation.

UNHCR, Its Partners, Project Implementation:

- Governmental
- Inter-Governmental: UN, Red-Cross
- International NGOs
- National NGOs

UNHCR funding of IPs 1994 - 2005

| Type of | 1994-2006 | % |
|--------------------|----------------------|-------------|
| Governmental | 1,511,847,983 | 27.7% |
| Inter-Governmental | 356,760,370 | 6.8% |
| International NGOs | 2,356,176,497 | 43.4% |
| National NGOs | 1,200,990,340 | 22.1% |
| Total | 5,425,775,195 | 100% |



Over 5 billion USD was channelled through IPs in the last 13 yrs...

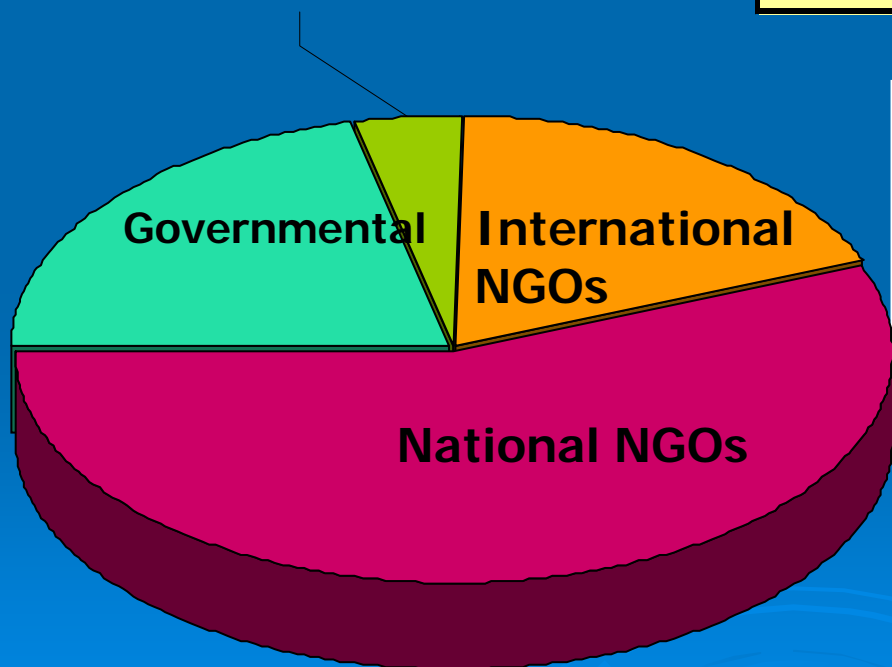
2/3 through NGOs

3.55 billion USD

Number of Implementing Partners in 2006

| Partners | 2006 | % |
|--------------------|------------|-------------|
| Governmental | 174 | 21.3% |
| Inter-Governmental | 33 | 4.0% |
| International NGOs | 151 | 18.5% |
| National NGOs | 457 | 56.1% |
| Total | 815 | 100% |

Inter-Governmental



In 2006 UNHCR worked with 815 partners. About 3/4 will be NGOs.

UNHCR Funding of Partners - 1994 to 2006 in USD

| Rk | Sector | 1994-2006 | % |
|--------------------|--------------------------------------|----------------------|-------------|
| 1 | G Shelter / Other Infrastructure | 811,700,106 | 15.0% |
| 2 | B Transport / Logistics | 795,249,017 | 14.7% |
| 3 | P Agency Operational Support | 713,898,634 | 13.2% |
| 4 | F Health Nutrition | 606,955,720 | 11.2% |
| 5 | I Education | 498,824,628 | 9.2% |
| 6 | C Domestic Needs / Household Support | 388,142,608 | 7.2% |
| 7 | H Community Services | 375,407,775 | 6.9% |
| 8 | O Legal Assistance / Protection | 382,431,969 | 7.0% |
| 9 | D Water (Non Agricultural) | 224,901,635 | 4.1% |
| 10 | A Food | 168,099,565 | 3.1% |
| 11 | N Income-Generation | 169,916,392 | 3.1% |
| 12 | J Crop Production | 106,901,309 | 2.0% |
| 13 | E Sanitation | 104,080,679 | 1.9% |
| 14 | M Forestry | 56,924,519 | 1.0% |
| 15 | K Livestock / Animal Husbandry | 19,511,951 | 0.4% |
| 16 | L Fisheries | 2,828,688 | 0.05% |
| Grand Total | | 5,425,775,195 | 100% |

Funding to UK NGOs in 2006 USD

| Sector Description | 2006 | % |
|--|------------------|--------------|
| H-Community Services | 2,480,724 | 25.7% |
| P-Agency Operational Support | 1,446,413 | 15.0% |
| I-Education | 1,396,741 | 14.4% |
| O-Legal Assistance / Protection | 1,335,530 | 13.8% |
| D-Water (Non Agricultural) | 1,119,062 | 11.6% |
| N-Income-Generation | 667,454 | 6.9% |
| F-Health Nutrition | 528,586 | 5.5% |
| E-Sanitation | 219,557 | 2.3% |
| B-Transport / Logistics | 212,862 | 2.2% |
| C-Domestic Needs / Household Support | 190,916 | 2.0% |
| K-Livestock / Animal Husbandry | 29,117 | 0.3% |
| M-Forestry | 24,513 | 0.3% |
| G-Shelter / Other Infrastructure | 9,560 | 0.1% |
| J-Crop Production | 7,612 | 0.1% |
| A-Food | - | 0.0% |
| L-Fisheries | - | 0.0% |
| Total | 9,668,647 | 100% |

10 UK Partners for UNHCR in 2006

| | Agency | USD | % |
|----|--|-----------|-------|
| 1 | Christian Outreach Relief & Dev. | 1,925,961 | 19.9% |
| 2 | Oxfam GB | 1,491,219 | 15.4% |
| 3 | Ockenden International | 1,432,523 | 14.8% |
| 4 | RedR UK | 1,256,922 | 13.0% |
| 5 | War Child | 685,562 | 7.1% |
| 6 | Mercy Corps Scotland | 531,107 | 5.5% |
| 7 | Islamic Relief | 492,630 | 5.1% |
| 8 | Tear Fund UK | 390,000 | 4.0% |
| 9 | Save the Children | 369,445 | 3.8% |
| 10 | Assoc. of Christian Resource Organization Serving Sudan | 284,714 | 2.9% |

% age are out of total UK NGOs = USD 9,668,647

To a Refugee Camp



18 7:13 AM

Camp Life

Malawi



Uganda

Too Little, Too Much



← Tindouf, Algeria – a case of suppressed service.


→ Al Kharaz, Yeman – enjoying vegetable gardening



Camp Life



Tindouf, Algeria



Tasseny, Eritrea

Camp Life – contd...



A pit latrine



A VIP latrine

Development of Wat/San systems in Refugee Situations

Access to Clean Water and Sanitation Services entails not just **"what"** we provide, but **"how"** we provide is as important as the availability of services themselves.

- Adequacy and equity
- **Acceptability and safety**
- Social costs (burden) on the users
- **Physical Safety of the users**
- Reliability of services
- **Environmental concerns/hazards**
- Efficiency of supply system
- **Participation of stakeholders & coordination**

A case study from Uganda

Kyangwali Refugee Camp:

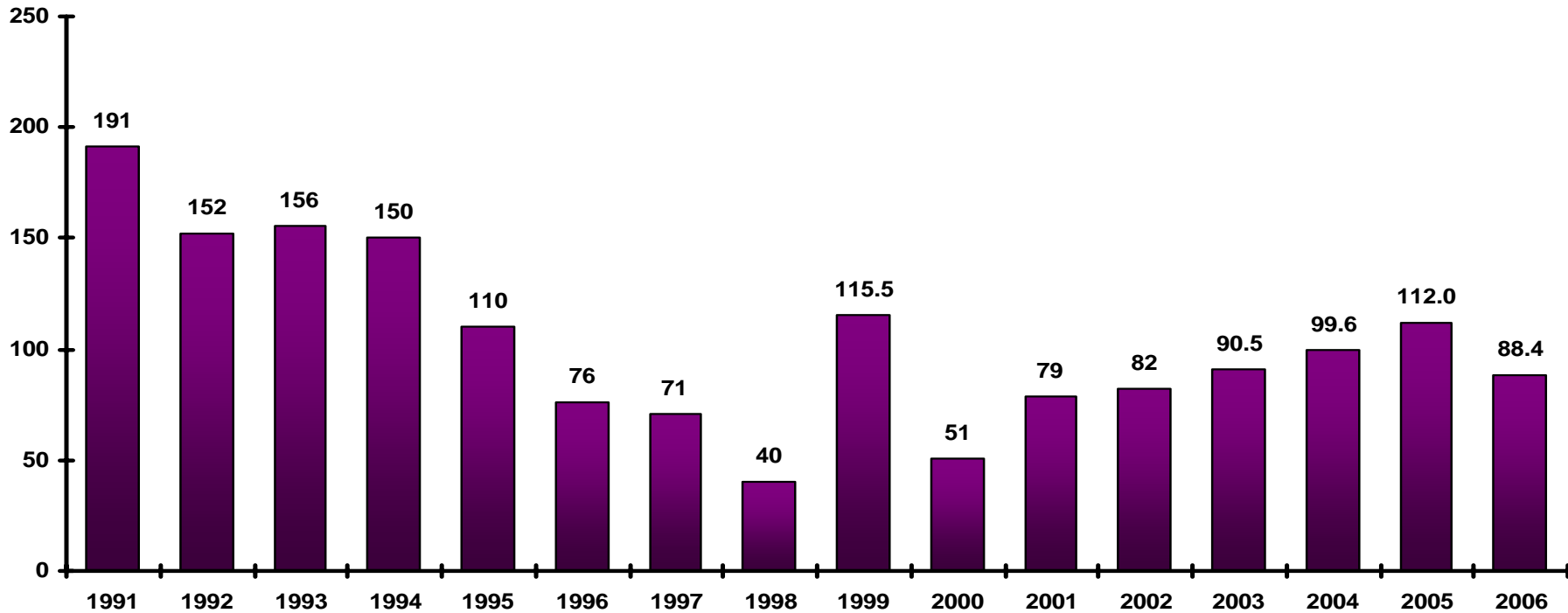
- Avg. water per capita 10.8 liters/day
- 65 % still dependant on unsafe water sources
- 41 % of children regularly diverted from school program to fetch water
- Morbidity pattern shows that after malaria (60%), skin (11.7%), diarrhea (10.7%) and intestinal worms (12.9%) are the major diseases in this camp.

Who makes Purchases on behalf of UNHCR?

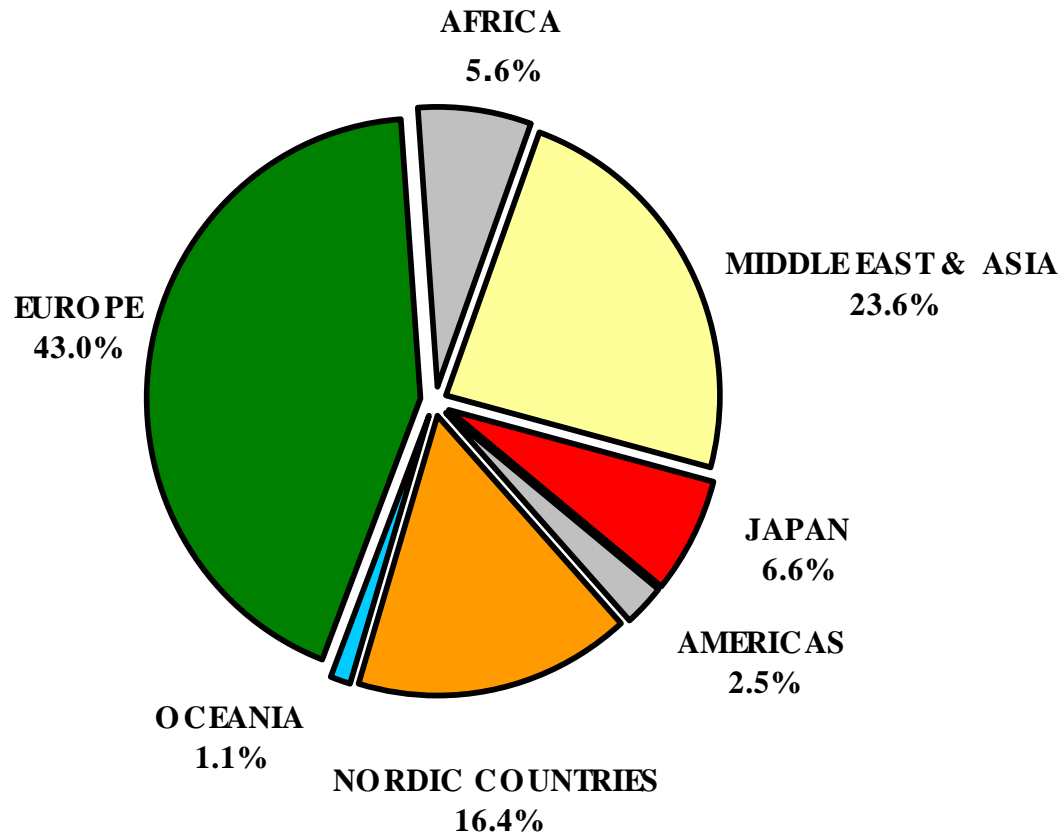
- Supply Management Service, Geneva
- Regional supply units
Accra, Kinshasa, Nairobi, Beijing, Pretoria
- UNHCR Branch and Field offices
- Implementing Partners

**ANNUAL PROCUREMENT STATISTICS
SUPPLY MANAGEMENT SERVICE, HQ, GENEVA**

MILLION US\$



**2006
PROCUREMENT BY REGION OF VENDORS**



Nordic Countries :

Denmark, Finland, Norway, Sweden, Iceland

Europe :

Other European countries

WatSan Items

- Jerry Cans & Buckets (*stocked*)
- Pump & Generators
- Storage Tanks, Pipes, Distributions Tap-stands & Accessories
- Treatment Chemicals & Equipment
- Water Analysis Kits
- Borehole Drilling Equipment
- Hand Pump
- Mosquito Net, Vector Control Chemicals
- Soap (*stocked*)

Procurement Policy

- A. Before buying, UNHCR will review its internal asset and transfer goods from one operation to another.
- B. Mobilize from Central Emergency Stockpile (CES)
- B. Place order for goods and services under frame agreements.

- C. Implementing Partners

Pre-qualified Governments and Non-Governmental Organisations to procure on behalf of UNHCR under sub-agreement

How to become a supplier to UN and UNHCR

- Product(s) of interest to UNHCR
- Minimum 3 years experience in the present field of business
- Export experience
- Acceptance of UNHCR general terms & conditions

Doing Business with UNHCR

WWW.UNHCR.ORG

The screenshot shows the UNHCR website in a Microsoft Internet Explorer browser window. The address bar displays <http://www.unhcr.org/cgi-bin/texis/vtx/home>. The website header includes navigation links for Home, Site directory, Contact us, and About this website. The main content area features the UNHCR logo and the text "The UN Refugee Agency". A sidebar on the left contains a menu with items such as Basic facts, News, Protecting refugees, Donors/Partners, Publications, Statistics, Research/Evaluation, Executive Committee, Administration, Special events, and How you can help. A red circle highlights the "Executive Committee" link, with a white arrow pointing to it from the left. Below the menu is a "Quick Find Topics" search box and a "Browse by Country" dropdown. A prominent "Donate Online" button is located at the bottom of the sidebar. The main content area displays a photograph of a group of people, with a caption stating: "A returnee is welcomed home by his family in South Kivu province. He was one of 37,000 Congolese returnees last year, including 26,000 repatriated with UNHCR help. © UNHCR/A. Phalen". Below the photo is a "Top Story" section titled "Challenges remain, but long-standing Great Lakes refugee crisis eases". A search box on the right side of the page is labeled "Search UNHCR Online" and includes a "GO" button. The browser's taskbar at the bottom shows the Start button and several open applications, including "UNHCR - The UN Refu...", "Novell GroupWise - Mailbox", and "UK Trade & Investment ...". The system clock indicates the time is 6:37 PM.



Contact Details:

Dinesh Shrestha

Snr. Water and Sanitation Officer

UNHCR (HQTS01)

94, rue de Montbrillant

1202 Geneva

Switzerland

Tel: +41 22 739 8175

Email: SHRESTHD@UNHCR.ORG



Thank You