

UNHCR Jordan - 2008 & January-June 2009 Health Sector Report

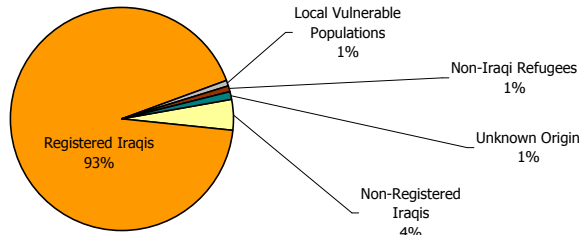
Data Analysis Group - 20 July 2009 - Tracking Code: BIS0009

Note: "Dir." = direct beneficiaries (i.e. patients). "I.A." = instances of assistance (i.e. consultations)

2008 & January - June 2009 - UNHCR-Funded Health Assistance

Health Sector	2008	Jan-Jun 2009
Instances of Assistance (number of consultations)	42,665	28,357
Unique Direct Beneficiaries (number of unique individual patients)	11,593	7,428

Direct Health Beneficiaries (Patients) in 2009



Summary:

- Out of a total of 53,683 persons currently registered with UNHCR, only 13% of them are accessing health services in 2009.
- 94% of the 2009 health beneficiaries are registered Iraqi and non-Iraqi refugees, 4% are non-registered Iraqis, 1% are local vulnerable populations, and 1% are of unknown origin.
- The health beneficiaries are accessing health services quite often, with an average of 3.8 visits per patient in the first six months of 2009.
- A total of 11,593 unique individuals received health assistance from Caritas, Jordan Red Crescent (JRC) and International Medical Corps (IMC) in 2008, and 7,428 unique individuals received health assistance from Caritas and JRC between January and June 2009. Many of these patients visited the clinics multiple times.
- In 2008, there were 42,665 instances of assistance (consultations). From January to June 2009, Caritas and JRC provided 28,357 instances of assistance. IMC data is not entered into BIS in 2009, although IMC reported that they did 445 consultations between January and May 2009.
- The patients in 2009 are vulnerable: 66% of them were on June's cash assistance list.
- 51% of the people who used the health services in 2009 were not accessing these services in 2008. Yet, there are very few people who arrived in 2009 that are using health services. This could suggest that people are switching to Caritas and JRC after using other services in the past.
- Note: JRC did not enter all of their data in 2008.

2008 - UNHCR-Funded Health Assistance

	JAN		FEB		MAR		APR		MAY		JUN		JUL		AUG		SEP		OCT		NOV		DEC		Total	
	Dir.	I.A.	Dir.	I.A.	Dir.	I.A.	Dir.	I.A.	Dir.	I.A.	Dir.	I.A.	Dir.	I.A.	Dir.	I.A.	Dir.	I.A.	Dir.	I.A.	Dir.	I.A.	Dir.	I.A.	Dir.	I.A.
Caritas	1,842	3,796	2,743	6,064	2,092	4,454	1,406	2,705	481	919	491	927	606	1,172	561	1,096	851	1,799	1,667	3,637	1,963	4,385	607	1,173	15,310	32,127
Jordan Red Crescent	261	312	957	662	620	371	1	1	2	3	70	83	364	431	56	59	115	122	91	98	301	357	0	0	2,838	2,499
International Medical Corps*	0	0	0	0	0	0	0	0	0	0	380	475	1,392	2,326	1,456	1,948	999	1,253	764	926	756	872	226	239	5,973	8,039

* IMC was not not implementing UNHCR-funded projects before June 2008.

These totals include duplicates between months.

Beneficiaries	Caritas		JRC		IMC	
	Dir.	I.A.	Dir.	I.A.	Dir.	I.A.
Non-Registered Iraqis	585	2,170	79	114	257	462
Registered Iraqis	6,645	28,961	2,185	2,270	2,786	5,986
Local Vulnerable Populations	64	293	17	23	678	1,110
Non-Iraqi Refugees	20	71	14	17	38	67
Unknown Origin	135	632	46	75	2	414
Total by Organization 2008	7,449	32,127	2,341	2,499	3,761	8,039

Summary for 2008:

- A total of 11,593 unique individuals received health assistance from Caritas, Jordan Red Crescent (JRC) and International Medical Corps (IMC) in 2008.
- In 2008, Caritas assisted 7,449 direct beneficiaries, JRC assisted 2,499 direct beneficiaries, and IMC assisted 3,761 direct beneficiaries. 1,958 of these direct beneficiaries saw more than one of the three organizations.
- A total of 42,665 instances of assistance (consultations) were provided by Caritas, JRC and IMC in 2008.
- Note: JRC did not enter all of their data in 2008.

January - June 2009 - UNHCR-Funded Health Assistance

	JAN		FEB		MAR		APR		MAY		JUN		Total	
	Dir.	I.A.	Dir.	I.A.	Dir.	I.A.	Dir.	I.A.	Dir.	I.A.	Dir.	I.A.	Dir.	I.A.
Caritas	1,247	2,688	2,122	4,693	1,931	4,347	1,835	4,095	1,782	3,623	1,154	1,420	10,071	20,866
Jordan Red Crescent	1,098	1,336	1,112	1,319	1,419	1,703	1,507	1,764	941	1,018	324	351	6,401	7,491

Beneficiaries	Caritas		JRC		IMC	
	Dir.	I.A.	Dir.	I.A.	Dir.	I.A.
Non-Registered Iraqis	41	133	328	652		
Registered Iraqis	4,952	20,419	2,854	6,563		
Local Vulnerable Populations	4	12	49	115		
Non-Iraqi Refugees	29	108	40	71		
Unknown Origin	70	194	30	90		
Total by Organization 2009	5,096	20,866	3,301	7,491		

No Data in BIS

These totals include duplicates between months.

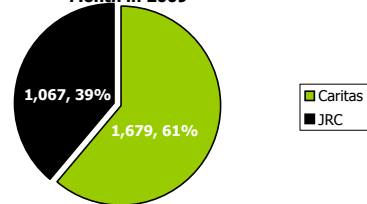
Summary for 2009:

- A total of 7,428 unique direct beneficiaries (patients) received health assistance from Caritas and JRC between January and June 2009. Many of these patients visited clinics multiple times. There were 14,988 indirect beneficiaries (family members of patients).
- Caritas provided health assistance to 5,096 direct beneficiaries and JRC provided health assistance to 3,301 direct beneficiaries during this period. 969 of these people went to both Caritas and JRC.
- A total of 28,357 instances of assistance (consultations) were provided by Caritas and JRC between January and June 2009.
- On average, patients visit Caritas clinics twice as many times per month as JRC (2.1 times/month for Caritas vs. 1.16 times/month for JRC).
- On average, 2,745 patients are seen every month by Caritas and JRC and receive 4,726 instances of assistance (consultations). Some patients go to multiple Caritas and JRC clinics, multiple times.
- Out of the 7,428 unique direct health beneficiaries between January and June 2009, 66% (4,932) were on June's cash assistance list. This suggests that vulnerable people are more likely to access UNHCR-supported health services.
- JRC treats non-registered Iraqis much more than Caritas.

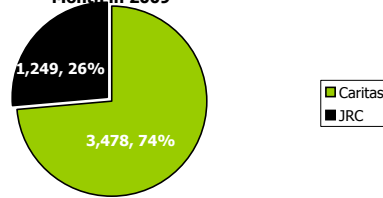
(Caritas did not enter most of the data on health assistance to non-Iraqi refugees. From Jan-Jun 2009, Caritas provided 590 non-Iraqi refugees with 1,419 health services. There may be duplication in the number of beneficiaries, as some may have visited the clinics multiple times.)

January - June 2009 - UNHCR-Funded Health Assistance

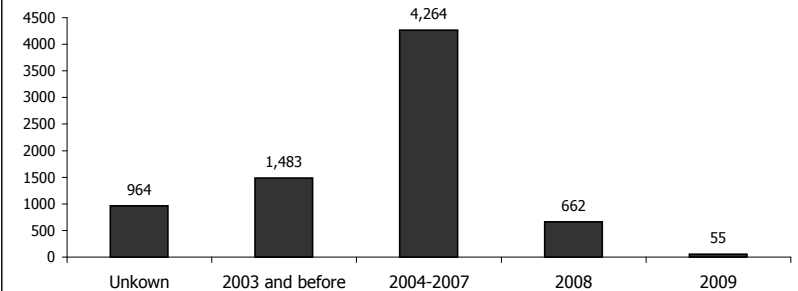
Average Direct Beneficiaries (Patients) Per Month in 2009



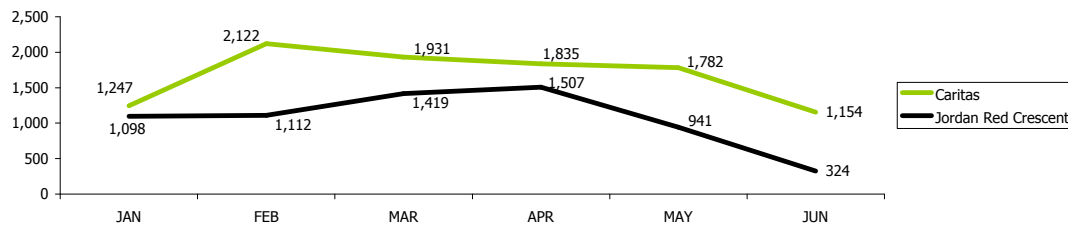
Average Instances of Assistance (Consultations) Per Month in 2009



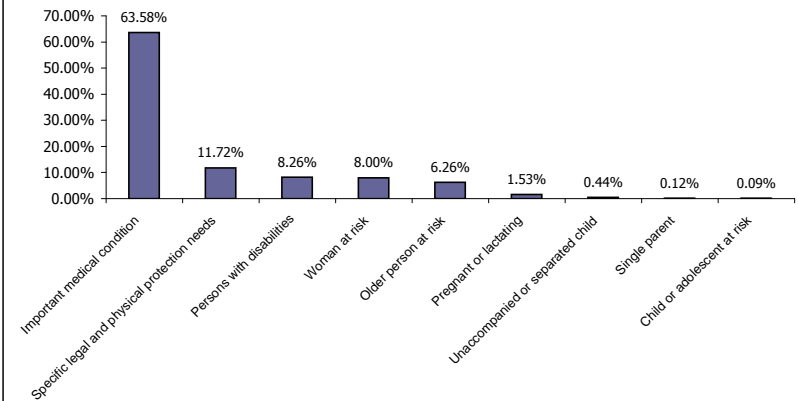
Direct Beneficiaries in 2009 by Arrival Date (7,428 Patients)



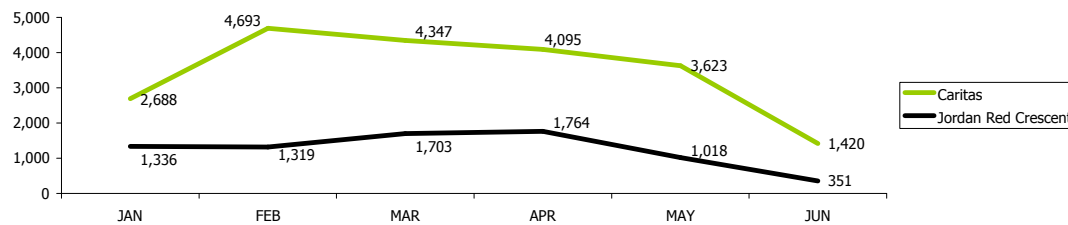
Patients Per Organization in 2009



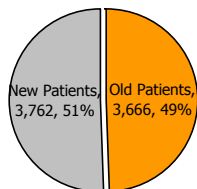
Direct Beneficiaries with Vulnerabilities in 2009: Out of 7,428 Patients, 2,580 (35%) have Vulnerabilities



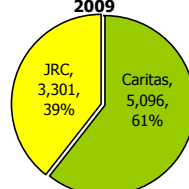
Instances of Assistance Per Organization in 2009



Direct Beneficiaries (Patients) in 2009



Direct Beneficiaries (Patients) per Organization in 2009



Direct Beneficiaries in 2009 by Age Group (7,428 Patients)

