



WEEKLY UPDATE | Voluntary Repatriation of Somali Refugees From Kenya.

2017 DEPARTURES FROM KENYA			
Location	Female	Male	Total
Dadaab	15,690	15,610	31,300
Nairobi	16	11	27
Kakuma	706	634	1,340
Grand Total	16,412	16,255	32,667

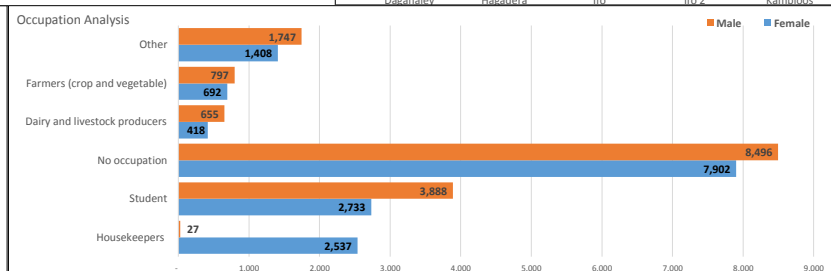
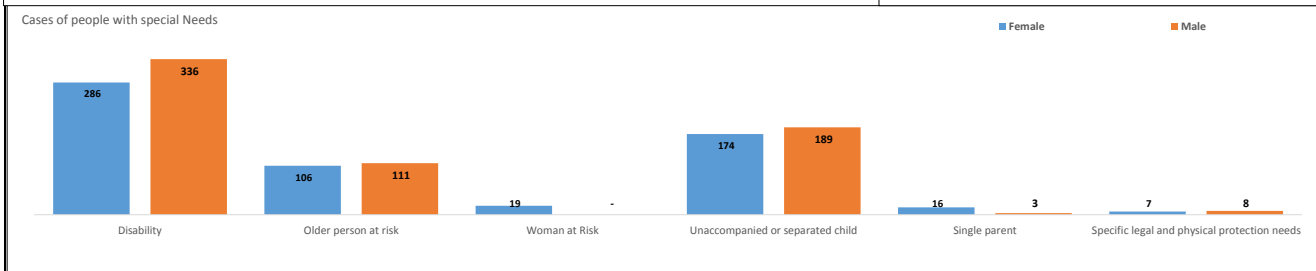
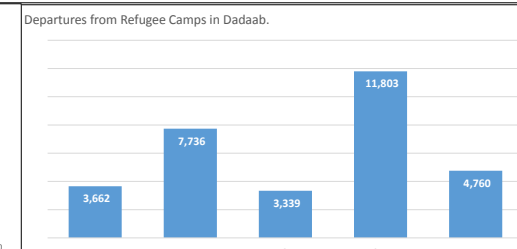
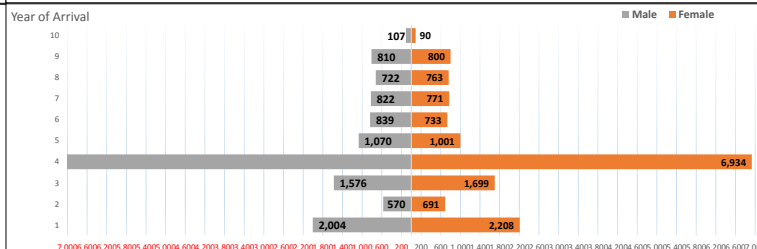
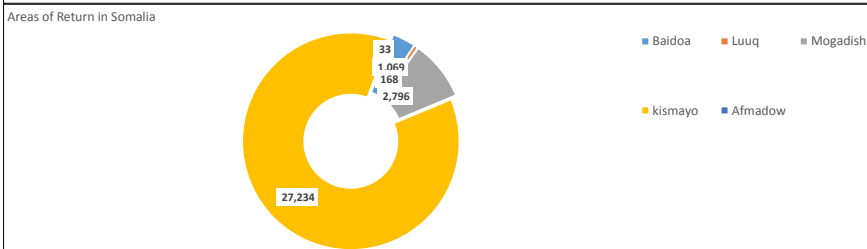
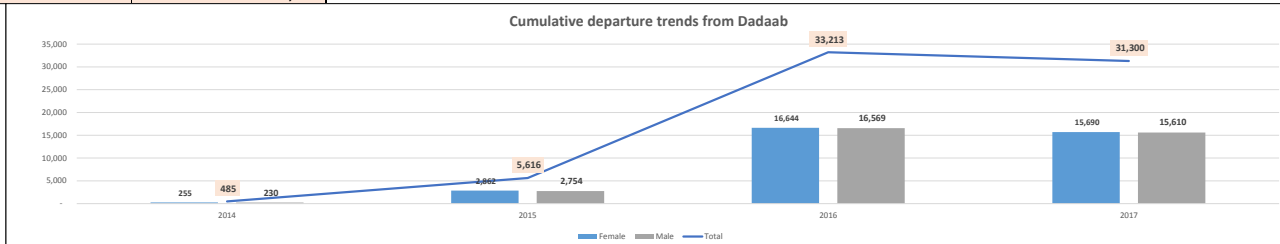
CUMULATIVE DEPARTURES FROM KENYA			
Location	Female	Male	Total
Dadaab	35,451	35,163	70,614
Nairobi	25	26	51
Kakuma	993	899	1,892
Grand Total	36,469	36,088	72,557

CUMULATIVE AREA OF RETURN FROM KENYA	
Area of Return	Grand Total
Kismayu	46,985
Mogadishu	12,477
Baidoa	9,558
Luuq	3,340
Afmadow	45
Afgoye	73
Total	72,478

CUMULATIVE DEPARTURES FROM DADAAB			
Year	Female	Male	Total
2014	255	230	485
2015	2,862	2,754	5,616
2016	16,644	16,569	33,213
2017	15,690	15,610	31,300
Total	35,451	35,163	70,614

2017 DADAAB SUMMARY	
Details	Totals
No. of Households	6,905
No. of Individuals	31,300
No. of Females	15,690
No. of Males	15,610
No. of Special Needs	1,255

CONVOYS SUMMARY	
ROAD CONVOYS	141
FLIGHTS	442
Mogadishu	218
Kismayu	195
Baidoa	29



Source: UNHCR S.O Dadaab (ProGres)
 Contacts: Mr. Denis Alma Kuidjie, Senior Protection Coordinator: kuidjie@unhcr.org

Profile of Voluntary Repatriation Departures Cumulative Analysis

Reported Departures from the 1st January to 08th September 2017

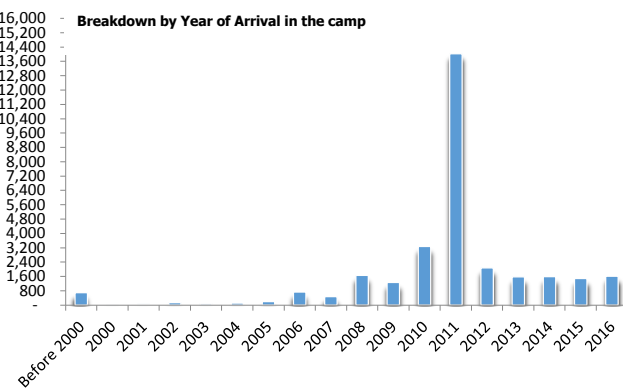
Breakdown by Camp of Asylum, Age and Gender

Breakdown by Marital Status

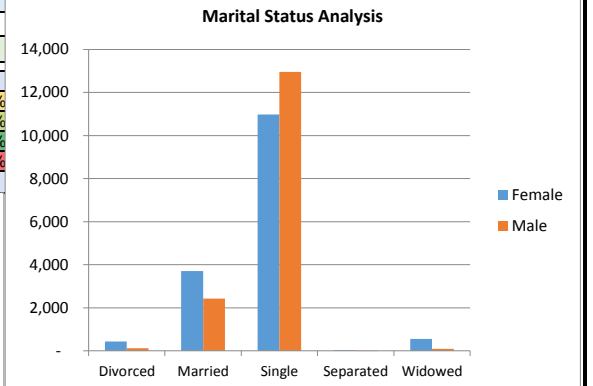
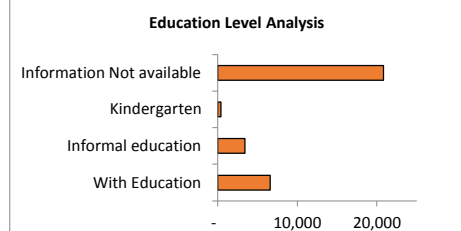
Camp	0 - 4			5 - 11			12 - 17			18 - 59			60+			Grand Total			Marital Status	Female	Male	Total	%
	F	M	Total	F	M	Total	F	M	Total	F	M	Total	F	M	Total	Persons	%	HouseHolds					
Dagahaley	361	331	692	574	588	1,162	306	334	640	633	436	1,069	60	39	99	3,662	11.7%	801	Divorced	435	124	559	1.8%
Hagadera	729	808	1,537	1,067	1,097	2,164	611	712	1,323	1,430	1,052	2,482	127	103	230	7,736	24.7%	1,916	Married	3,702	2,430	6,132	19.6%
Ifo	329	395	724	462	450	912	252	291	543	629	429	1,058	51	51	102	3,339	10.7%	854	Single	10,974	12,950	23,924	76.4%
Ifo 2	1,047	1,084	2,131	1,519	1,710	3,229	1,075	1,376	2,451	1,966	1,695	3,661	122	209	331	11,803	37.7%	2,377	Separated	29	8	37	0.1%
Kambioos	434	460	894	655	694	1,349	426	520	946	780	673	1,453	45	73	118	4,760	15.2%	957	Widowed	550	98	648	2.1%
Grand Total	2,900	3,078	5,978	4,277	4,539	8,816	2,670	3,233	5,903	5,438	4,285	9,723	405	475	880	31,300	-	6,905	Grand Total	15,690	15,610	31,300	-

NB: 20697 returnees are minors representing 68% and 10603 are adults (33%).

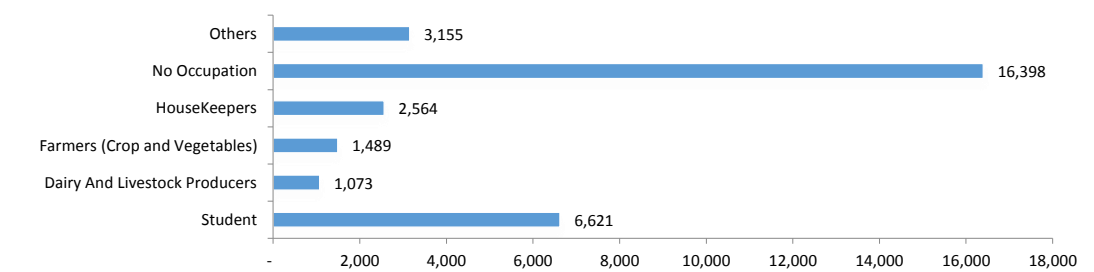
Breakdown by Year of Arrival in the camp				
Arrival Year	F	M	Total	%
Before 2000	416	274	690	2.2%
2000	34	26	60	0.2%
2001	39	27	66	0.2%
2002	65	71	136	0.4%
2003	39	45	84	0.3%
2004	58	56	114	0.4%
2005	91	103	194	0.6%
2006	362	370	732	2.3%
2007	237	237	474	1.5%
2008	867	795	1,662	5.3%
2009	691	570	1,261	4.0%
2010	1,699	1,576	3,275	10.5%
2011	6,934	7,090	14,024	44.8%
2012	1,001	1,070	2,071	6.6%
2013	733	839	1,572	5.0%
2014	771	822	1,593	5.1%
2015	763	722	1,485	4.7%
2016	800	810	1,610	5.1%
2017	90	107	197	0.6%
Grand Total	15,690	15,610	31,300	-



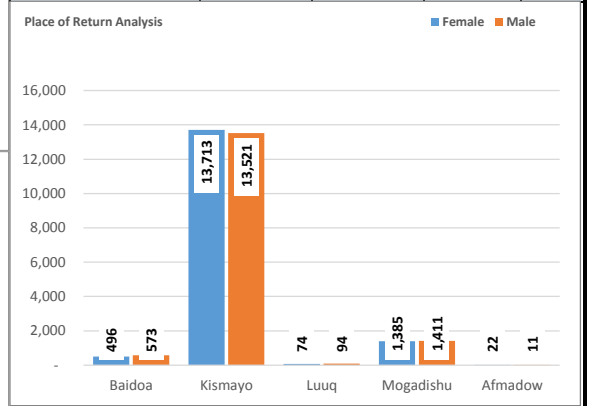
Breakdown by Education Level		
Education Level	Total	%
With Education	6,605	21%
Informal education	3,424	11%
Kindergarten	425	1%
Information Not available	20,846	67%
Grand Total	31,300	-



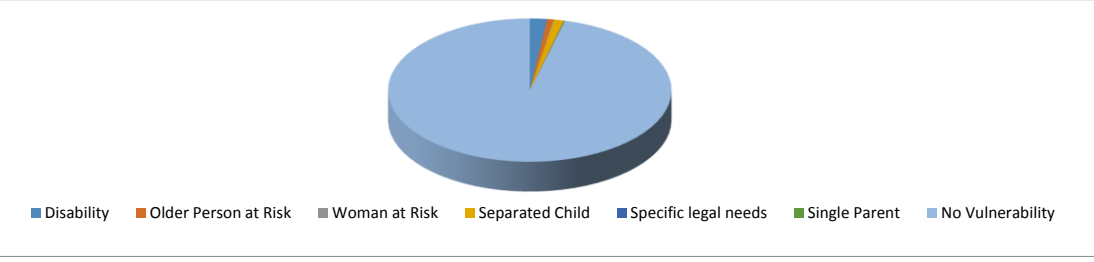
Breakdown by Occupation		
Occupation	Total	%
Student	6,621	21.2%
Dairy And Livestock Producers	1,073	3.4%
Farmers (Crop and Vegetables)	1,489	4.8%
HouseKeepers	2,564	8.2%
No Occupation	16,398	52.4%
Others	3,155	10.1%
Grand Total	31,300	-



Breakdown by Place of Return				
Return Area	Female	Male	Total	%
Baidoa	496	573	1,069	3.4%
Kismayo	13,713	13,521	27,234	87.0%
Luuq	74	94	168	0.5%
Mogadishu	1,385	1,411	2,796	8.9%
Afmadow	22	11	33	0.1%
Grand Total	15,690	15,610	31,300	-



Breakdown by Vulnerability		
Vulnerability	Individuals	%
Disability	622	2.0%
Older Person at Risk	217	0.7%
Woman at Risk	19	0.1%
Separated Child	363	1.2%
Specific legal needs	15	0.0%
Single Parent	19	0.1%
No Vulnerability	30,045	96.0%
Grand Total	31,300	-

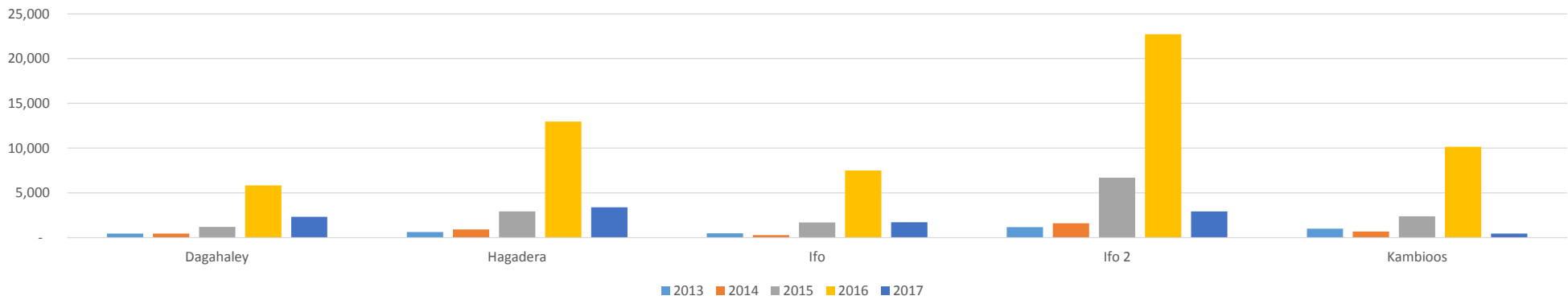


Trends of POCs Approaching the Return Help Desk

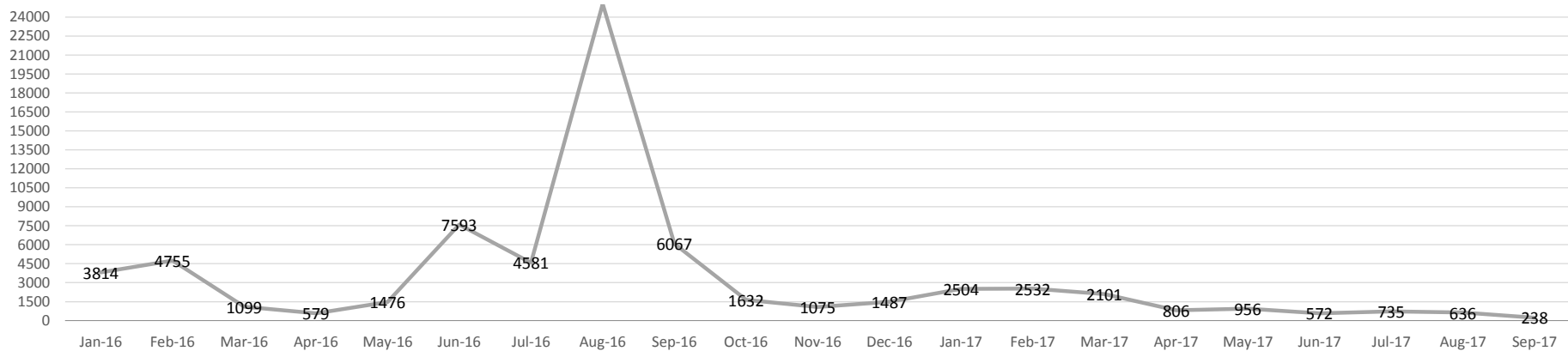
Trends POCs Approaching Return Help Desk Per Year Per Camp as of 08th September 2017

Years	Dagahaley	Hagadera	Ifo	Ifo 2	Kambioos	Total
2013	462	627	493	1,186	1,009	3,777
2014	470	929	276	1,618	703	3,996
2015	1,214	2,945	1,685	6,689	2,384	14,917
2016	5,851	12,983	7,500	22,726	10,139	59,199
2017	2,328	3,394	1,732	2,932	455	10,841
Sep-17	64	117	19	38	-	238
Grand Total	10,389	20,995	11,705	35,189	14,690	92,968

Trends of POCs Approaching the Return Help Desk per year per camp



Trends of POCs Approaching the Return Help Desk between January 2016 and September 2017



Return Help Desk Statistics Per Camp for those willing to Return as of 08th September 2017

Camp	0 - 4 Years		5 - 11 Years		12 -17 Years		18 - 59 Years		60 + Years		Total	%
	Female	Male	Female	Male	Female	Male	Female	Male	Female	Male		
Dagahaley	226	216	379	358	219	251	508	370	38	38	2,603	15%
Hagadera	303	332	460	509	325	407	827	850	71	68	4,152	24%
Ifo	206	209	342	326	219	248	551	431	58	49	2,639	15%
Ifo 2	617	665	1,017	1,104	717	849	1,504	1,250	128	132	7,983	46%
Grand Total	1,352	1,422	2,198	2,297	1,480	1,755	3,390	2,901	295	287	17,377	-



Place of Return to Somalia

Is it Area of Origin?

Time of Return to Somalia per Camp

Camp

Place of Return	Is it Area of Origin?			Total	Return Period	Time of Return to Somalia per Camp				Total	%
	Yes	No	Unknown			Dagahaley	Hagadera	Ifo	IFO 2		
Kismayo	4,566	7,454	60	12,080	3 Months	2,593	4,129	2,563	7,890	17,175	98.84%
Mogadishu	1,128	762	24	1,914	3 to 6 Months	1	17	46	71	135	0.78%
Baidoa	1,014	1,509	27	2,550	In one year period	4	-	-	-	4	0.02%
Dinsor	22	-	-	22	Other	5	6	30	22	63	0.36%
Luuq	66	143	6	215	Grand Total	2,603	4,152	2,639	7,983	17,377	
Belet Hawa	11	7	5	23							
Buale	26	9	5	40							
Other	320	204	9	533							
Grand Total	7,153	10,088	136	17,377	<i>"Other" Place of Return refers to: Sakow, Bardera, Afmadow, Jamame, El Waq, Jilib, Marka, Afgoye, Belet Weyne, Garbahare, Abduwaq, Wajid, Kurtun Warey, Barbera, Qansah Dere, Jowhar, Bosaso and Galkayo</i>						

Status	Total	From the launch of Return Help Desk in all Dadaab's camps at the end of November 2013; 92,968 PoCs were interviewed and 92,379 among them have expressed their intention to repatriate to Somalia. 70,614 Individuals have been repatriated to Somalia as of 08th September 2017. 4,388 have been inactivated in proGres database for No-show or spontaneous departure. While 17,377 refugees willing to return (in principle) remain active.
Total Interviewed	92,968	
Willing to Return	92,379	
Not willing to Return	589	
Returnees	70,614	
Inactivated	4,388	
Active	17,377	