



WEEKLY UPDATE | Voluntary Repatriation of Somali Refugees From Kenya.

2017 DEPARTURES FROM KENYA			
Location	Female	Male	Total
Dadaab	16,077	15,977	32,054
Nairobi	23	18	41
Kakuma	684	734	1,418
Grand Total	16,784	16,729	33,513

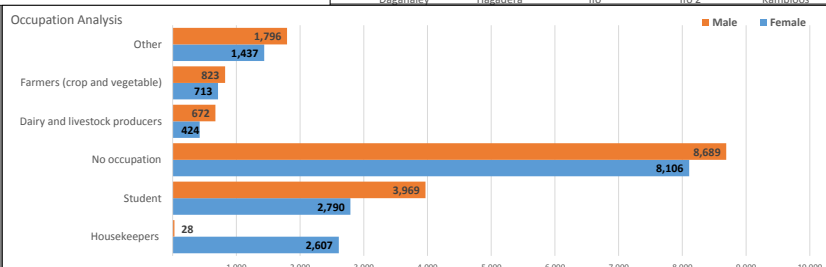
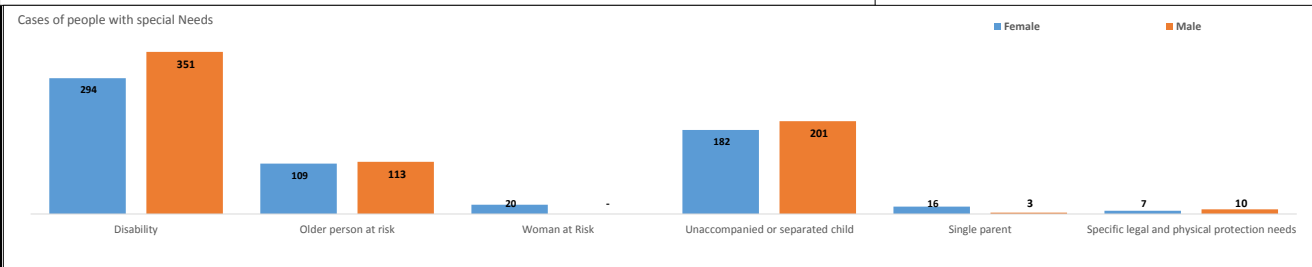
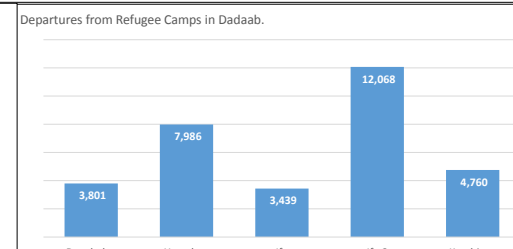
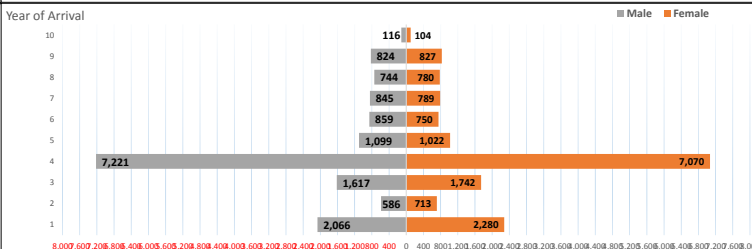
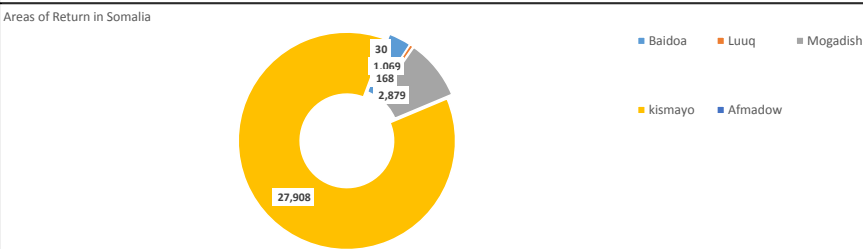
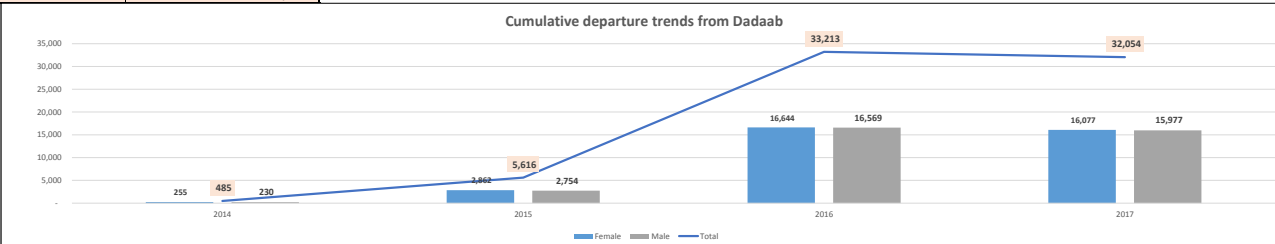
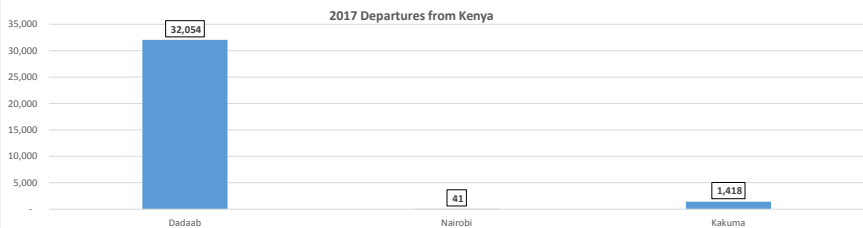
CUMULATIVE DEPARTURES FROM KENYA			
Location	Female	Male	Total
Dadaab	35,838	35,530	71,368
Nairobi	32	33	65
Kakuma	949	1,021	1,970
Grand Total	36,819	36,584	73,403

CUMULATIVE AREA OF RETURN FROM KENYA	
Area of Return	Grand Total
Kismayu	47,741
Mogadishu	12,694
Baidoa	9,558
Luuq	3,340
Afmadow	30
Afgoye	40
Total	73,403

CUMULATIVE DEPARTURES FROM DADAAB			
Year	Female	Male	Total
2014	255	230	485
2015	2,862	2,754	5,616
2016	16,644	16,569	33,213
2017	16,077	15,977	32,054
Total	35,838	35,530	71,368

2017 DADAAB SUMMARY	
Details	Totals
No. of Households	7,104
No. of Individuals	32,054
No. of Females	16,077
No. of Males	15,977
No. of Special Needs	1,306

CONVOYS SUMMARY	
ROAD CONVOYS	141
FLIGHTS	
Mogadishu	220
Kismayu	211
Baidoa	29



Source: UNHCR S.O Dadaab (ProGres)
 Contacts: Mr. Denis Alma Kuintje, Senior Protection Coordinator: kuintje@unhcr.org

Profile of Voluntary Repatriation Departures

Cumulative Analysis

Reported Departures from the 1st January to 22nd September 2017

Breakdown by Camp of Asylum, Age and Gender

Camp	0 - 4			5 - 11			12 - 17			18 - 59			60+			Grand Total		
	F	M	Total	F	M	Total	F	M	Total	F	M	Total	F	M	Total	Persons	%	HouseHolds
Dagahaley	371	337	708	599	614	1,213	314	344	658	662	456	1,118	64	40	104	3,801	11.9%	842
Hagadera	754	831	1,585	1,108	1,135	2,243	626	725	1,351	1,483	1,086	2,569	131	107	238	7,986	24.9%	1994
Ifo	341	401	742	473	468	941	258	296	554	647	451	1,098	52	52	104	3,439	10.7%	884
Ifo 2	1,064	1,105	2,169	1,562	1,750	3,312	1,096	1,409	2,505	2,007	1,734	3,741	125	216	341	12,068	37.6%	2427
Kambioos	431	457	888	658	697	1,355	426	520	946	780	673	1,453	45	73	118	4,760	14.8%	957
Grand Total	2,961	3,131	6,092	4,400	4,664	9,064	2,720	3,294	6,014	5,579	4,400	9,979	417	488	905	32,054	-	7,104

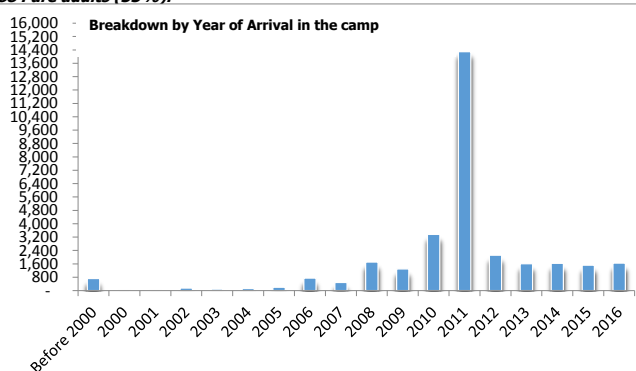
Breakdown by Marital Status

Marital Status	Female	Male	Total	%
Divorced	443	133	576	1.8%
Married	3,793	2,485	6,278	19.6%
Single	11,244	13,247	24,491	76.4%
Separated	30	8	38	0.1%
Widowed	567	104	671	2.1%
Grand Total	16,077	15,977	32,054	-

NB: 21170 returnees are minors representing 68% and 10884 are adults (33%).

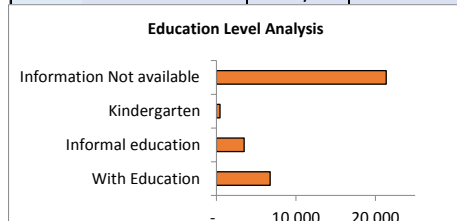
Breakdown by Year of Arrival in the camp

Arrival Year	F	M	Total	%
Before 2000	432	287	719	2.2%
2000	35	27	62	0.2%
2001	39	29	68	0.2%
2002	72	76	148	0.5%
2003	40	45	85	0.3%
2004	61	61	122	0.4%
2005	93	105	198	0.6%
2006	367	379	746	2.3%
2007	247	243	490	1.5%
2008	894	814	1,708	5.3%
2009	713	586	1,299	4.1%
2010	1,742	1,617	3,359	10.5%
2011	7,070	7,221	14,291	44.6%
2012	1,022	1,099	2,121	6.6%
2013	750	859	1,609	5.0%
2014	789	845	1,634	5.1%
2015	780	744	1,524	4.8%
2016	827	824	1,651	5.2%
2017	104	116	220	0.7%
Grand Total	16,077	15,977	32,054	-

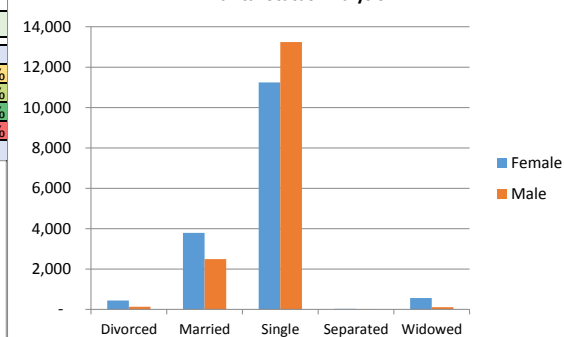


Breakdown by Education Level

Education Level	Total	%
With Education	6,766	21%
Informal education	3,486	11%
Kindergarten	438	1%
Information Not available	21,364	67%
Grand Total	32,054	-

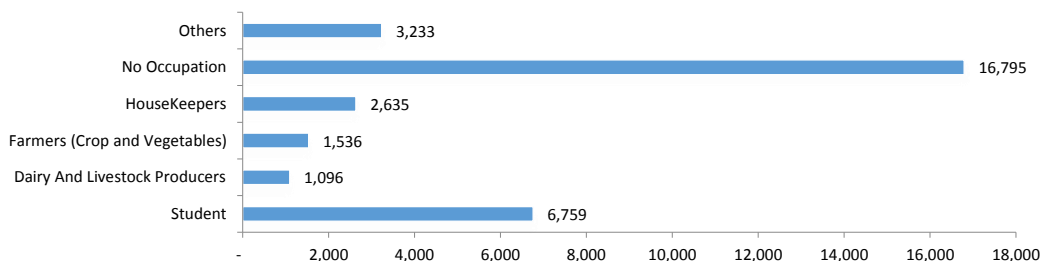


Marital Status Analysis



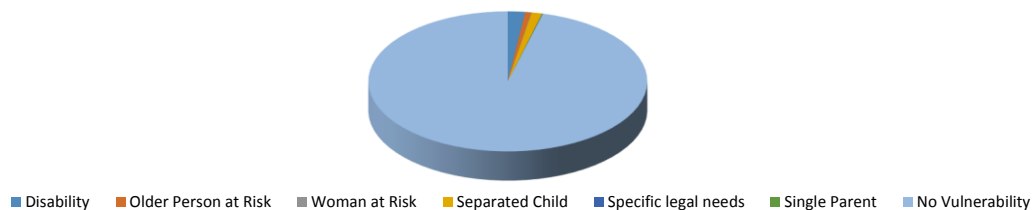
Breakdown by Occupation

Occupation	Total	%
Student	6,759	21.1%
Dairy And Livestock Producers	1,096	3.4%
Farmers (Crop and Vegetables)	1,536	4.8%
HouseKeepers	2,635	8.2%
No Occupation	16,795	52.4%
Others	3,233	10.1%
Grand Total	32,054	-



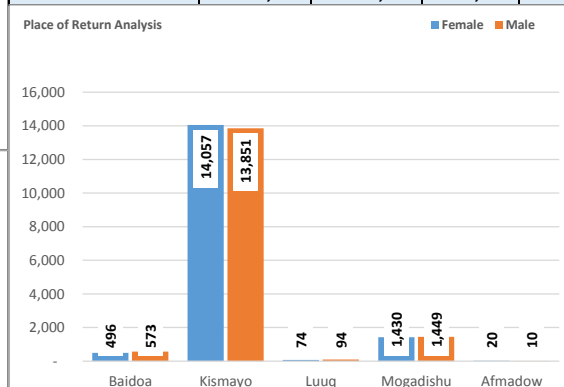
Breakdown by Vulnerability

Vulnerability	Individuals	%
Disability	645	2.0%
Older Person at Risk	222	0.7%
Woman at Risk	20	0.1%
Separated Child	383	1.2%
Specific legal needs	17	0.1%
Single Parent	19	0.1%
No Vulnerability	30,748	95.9%
Grand Total	32,054	-



Breakdown by Place of Return

Return Area	Female	Male	Total	%
Baidoa	496	573	1,069	3.3%
Kismayo	14,057	13,851	27,908	87.1%
Luuq	74	94	168	0.5%
Mogadishu	1,430	1,449	2,879	9.0%
Afmadow	20	10	30	0.1%
Grand Total	16,077	15,977	32,054	-

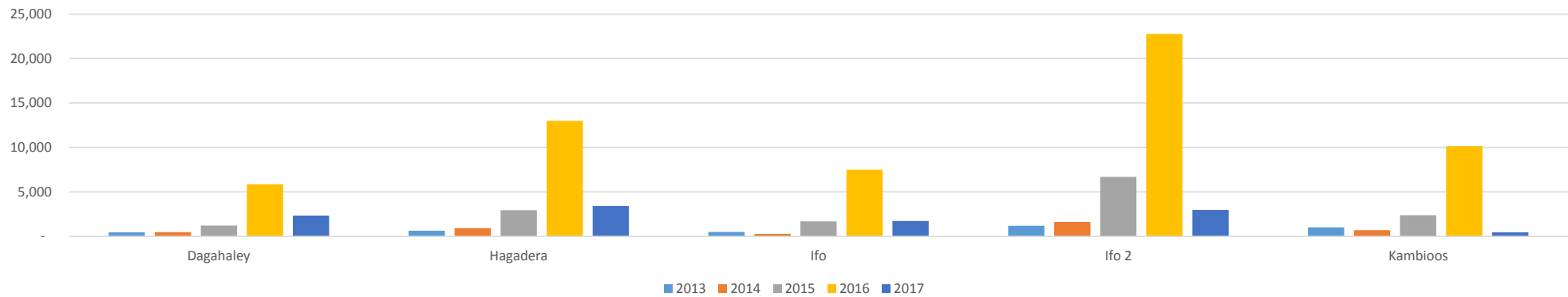


Trends of POCs Approaching the Return Help Desk

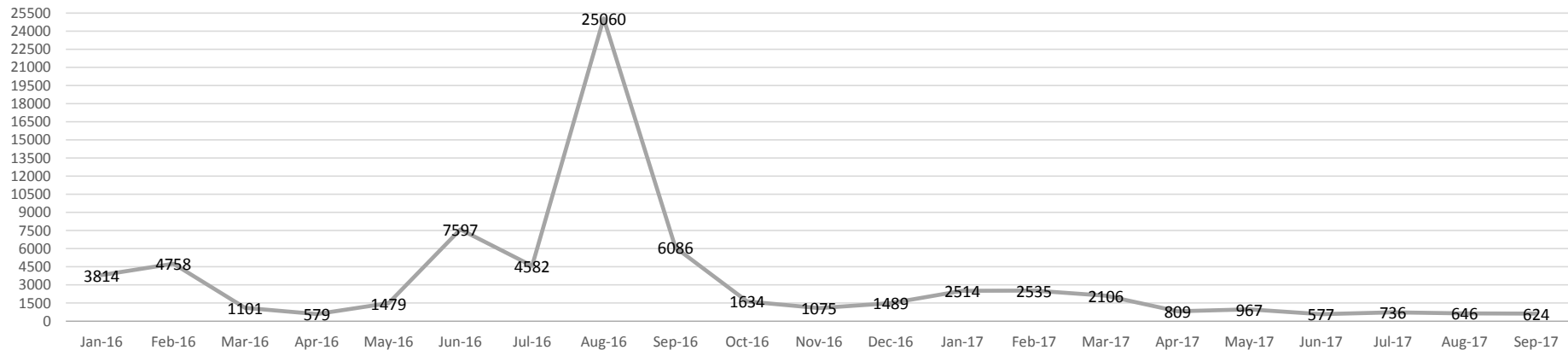
Trends POCs Approaching Return Help Desk Per Year Per Camp as of 22nd September 2017

Years	Dagahaley	Hagadera	Ifo	Ifo 2	Kambioos	Total	
2013		462	627	494	1,186	1,009	3,778
2014		470	929	276	1,618	703	3,996
2015		1,215	2,947	1,690	6,691	2,384	14,927
2016		5,859	12,989	7,500	22,768	10,139	59,255
2017		2,333	3,413	1,734	2,954	455	10,889
Sep-17		138	288	122	76	-	624
Grand Total		10,477	21,193	11,816	35,293	14,690	93,469

Trends of POCs Approaching the Return Help Desk per year per camp

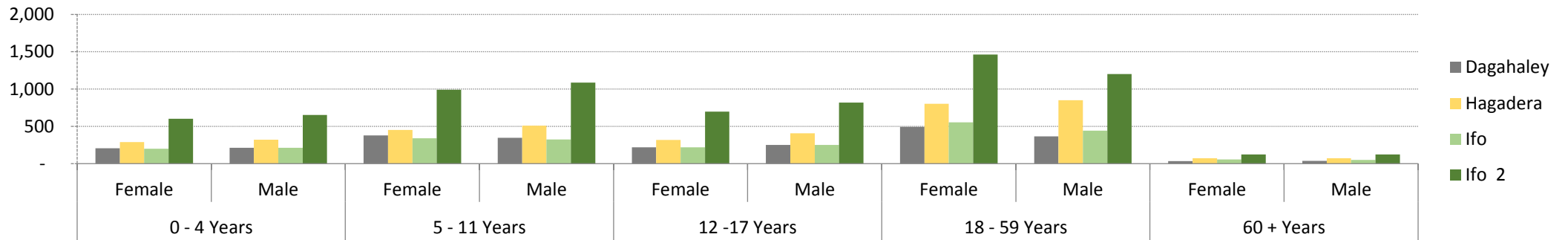


Trends of POCs Approaching the Return Help Desk between January 2016 and September 2017



Return Help Desk Statistics Per Camp for those willing to Return as of 22nd September 2017

Camp	0 - 4 Years		5 - 11 Years		12 -17 Years		18 - 59 Years		60 + Years		Total	%
	Female	Male	Female	Male	Female	Male	Female	Male	Female	Male		
Dagahaley	207	214	377	346	220	252	493	367	35	38	2,549	15%
Hagadera	289	321	453	510	317	408	803	851	72	72	4,096	24%
Ifo	200	212	341	325	220	251	554	441	57	49	2,650	16%
Ifo 2	602	654	991	1,086	696	820	1,464	1,201	124	123	7,761	46%
Grand Total	1,298	1,401	2,162	2,267	1,453	1,731	3,314	2,860	288	282	17,056	-



Place of Return to Somalia

Time of Return to Somalia per Camp

Is it Area of Origin?

Camp

Place of Return	Is it Area of Origin?			Total	Return Period	Camp				Total	%
	Yes	No	Unknown			Dagahaley	Hagadera	Ifo	IFO 2		
Kismayo	4,423	7,308	53	11,784	3 Months	2,539	4,073	2,574	7,673	16,859	98.84%
Mogadishu	1,122	752	19	1,893	3 to 6 Months	1	17	46	71	135	0.79%
Baidoa	1,012	1,500	26	2,538	In one year period	4	-	-	-	4	0.02%
Dinsor	22	-	-	22	Other	5	6	30	17	58	0.34%
Luuq	66	153	6	225	Grand Total	2,549	4,096	2,650	7,761	17,056	
Belet Hawa	11	7	5	23							
Buale	26	9	5	40							
Other	314	208	9	531							
Grand Total	6,996	9,937	123	17,056	<i>"Other" Place of Return refers to: Sakow, Bardera, Afmadow, Jamame, El Waq, Jilib, Marka, Afgoye, Belet Weyne, Garbahare, Abduwaq, Wajid, Kurtun Warey, Barbera, Qansah Dere, Jowhar, Bosaso and Galkayo</i>						

Status	Total	Description
Total Interviewed	93,469	From the launch of Return Help Desk in all Dadaab's camps at the end of November 2013; 93,469 PoCs were interviewed and 92,871 among them have expressed their intention to repatriate to Somalia. 71,368 Individuals have been repatriated to Somalia as of 22nd September 2017. 4,447 have been inactivated in proGres database for No-show or spontaneous departure. While 17,056 refugees willing to return (in principle) remain active.
Willing to Return	92,871	
Not willing to Return	598	
Returnees	71,368	
Inactivated	4,447	
Active	17,056	